


PCB terminal blocks and PCB connectors

Product overview 2020/2021

PCB terminal blocks, connectors, and panel feed-through terminal blocks

Whether you are using a screw connection or Push-in spring connection as a PCB terminal block or easy-to-maintain connector for one to 24 positions: the comprehensive COMBICON product range offers the right connection technology to transmit signals, data, or power for almost every application.



PCB terminal blocks

- For conductor cross sections from 0.14 mm² (AWG 26) to 95 mm² (AWG 3/0)
- For currents up to 232 A (IEC) / 200 A (UL B, C)
- For voltages up to 1000 V (IEC) / 600 V (UL B, C)
- With screw, spring, and insulation displacement connection for various connection directions
- For pitches from 2.5 mm to 20 mm
- For wave, THR, and SMT soldering

i Web code: [#0391](#)

PCB connectors


- For conductor cross sections from 0.14 mm² (AWG 26) to 35 mm² (AWG 2)
- For currents up to 125 A (IEC) / 115 A (UL B, C)
- For voltages up to 1000 V (IEC) / 600 V (UL B, C)
- With screw, spring-loaded, insulation displacement, and crimp connection for various connection directions
- For pitches from 2.5 mm to 15 mm
- Various combinations available for board-to-board, wire-to-board, and wire-to-wire connections, as well as individual cable assemblies
- SKEDD direct connection technology

i Web code: [#0425](#)

High-current feed-through terminal blocks

- For conductor cross sections from 4 mm² (AWG 10) to 95 mm² (AWG 3/0)
- For currents up to 232 A (IEC) / 230 A (UL B, C)
- For voltages up to 1000 V (IEC) / 600 V (UL B, C)
- With screw, spring-loaded, and T-LOX connection for various connection directions
- For panel thickness 1 mm to 6 mm
- Fastening with snap-in locking without tools

i Web code: #0456



Contents

Overview	2
PCB terminal blocks	4
PCB connectors	6
Assembled PCB connectors	8
High-current feed-through terminal blocks	10
Applications	12
Connection technologies	14
Mounting types	16
UL certification and Ex approval	18
Product overview	22
PCB terminal blocks	22
PCB connectors	36
High-current feed-through terminal blocks	64
Customer-specific solutions	68
Configurator	70

Find out more with the web code

For detailed information, use the web codes provided in this brochure. Simply enter # and the four-digit number in the search field on our website.

i Web code: #1234 (example)


Or use the direct link:
phoenixcontact.net/webcode/#1234

PCB terminal blocks

Process interfaces, automation components or frequency converters – whatever the application, we offer the right PCB terminal block for your needs. The one-of-a-kind product range encompasses metric and imperial pitches, from miniature PCB terminal blocks with 2.5 mm pitch to power-level terminals with 20 mm pitch.




i Web code:
#0391



Your advantages


- ✓ For conductor cross sections from 0.14 mm² (AWG 26) to 95 mm² (AWG 3/0)
- ✓ For currents up to 232 A (IEC) / 200 A (UL B, C)
- ✓ For voltages up to 1000 V (IEC) / 600 V (UL B, C)
- ✓ With screw, spring-loaded, and insulation displacement connection for various connection directions
- ✓ For pitches from 2.5 mm to 20 mm

Advantages at a glance




Tailored markings

Printing, marking, and color-coding




Compact design

Largest possible clamping space with small component size



Easy integration into the front of the device

Uniform design and termination flush with housing




Process-optimized packaging

Components for SMT and THR processes in machine-compatible packaging




Multi-level designs

High packaging and connection density



Contour-matched terminals

Identical size and the same pinning for Push-in spring connections and screw connections




Multi-row arrangement

Angled conductor outlet facilitates high packing density on the PCB



Easy potential distribution

Integrated and pluggable bridges for straightforward connection of individual positions



Integrated test points


Carry out measurements without removing the wiring

PCB connectors

PCB connectors from Phoenix Contact come with innovative connection technologies. With pitches ranging from 2.5 mm to 15 mm and currents up to 125 A (IEC), you will always find the right solution for your device design. Assembled connectors with various cable lengths and cross sections also provide connection solutions that are immediately ready for use.




i Web code:
#0425



Your advantages

- ✓ For conductor cross sections from 0.14 mm² (AWG 26) to 35 mm² (AWG 2)
- ✓ For currents up to 125 A (IEC) / 115 A (UL B, C)
- ✓ For voltages up to 1000 V (IEC) / 600 V (UL B, C)
- ✓ With screw, spring-loaded, insulation displacement, and crimp connection for various connection directions
- ✓ For pitches from 2.5 mm to 15 mm

Advantages at a glance




Compact design

Largest possible conductor cross section with small component size



Multi-row connectors

Multi-row versions for connecting conductors on several levels




Innovative latching systems

Screw, latching, middle flange, Click and Lock, and Lock and Release latching




Individual cable assemblies

Freely selectable cable lengths and cross sections for individual cable assemblies




Cost-optimized pin strips

Straight and angled pin strips for wave and reflow soldering processes




Flexible power distribution

Individual energy bus systems based on the PC 6 ST-BUS




Mechanical coding

Incorrect plugging is prevented, thanks to special coding tabs and coding profiles



Reliable panel feed-throughs

Connection through the panel of the device using connectors and headers for panel mounting





Tool-free direct connection technology

SKEDD technology for reduced material and process costs

Assembled PCB connectors

Phoenix Contact provides various PCB connectors with crimp connection as conveniently assembled connection solutions. Freely selectable cable lengths and cross sections enable individual cable assemblies with various pitches.



Your advantages

- ✓ Cable lengths from 10 cm to 300 cm
- ✓ Cable cross sections from AWG 22 to AWG 14
- ✓ Approval in accordance with UL standard "Wiring Harness Traceability Program"
- ✓ High-quality PVC single wires and conductors
- ✓ Versions available with gold-plated contacts and with screw or latching flange

Individual cable assemblies













Customer-specific cable assemblies enable solutions for applications requiring special cable cross sections or lengths. You can design the connection of several devices in the control cabinet on an individual basis, just like the internal wiring in particularly compact devices.

Configure your connection solution easily online in just five steps:

1. Enter the web code [#2053](#) in the search field on the Phoenix Contact website.
2. Select an available PCB connector.
3. On the product detail page, activate the "Configure" tab.
4. Select the cable type and the desired length.
5. Check the configuration and add it to your shopping cart.




Phoenix Contact provides the following PCB connectors with crimp connection as connection solutions for assembly:

PCB connectors with crimp connection						
 Web code: #2053	Product range	Notes	No. of pos.	Pitch	Conductor cross section AWG	Latching
	CA-PTCM ... / D	Male/male	2 ... 8	2.5	22 – 18	With latching
	CA-PTCM ... / ...	Male/female	2 ... 8	2.5	22 – 18	With latching
	CA-MCC ... / D	Male/male	2 ... 16	2.54	22 – 18	-
	CA-DMCC ... / D	Male/male	2 ... 16 (2)	2.54	22 – 18	-
	CA-MCC ... / D	Male/male	2 ... 16	3.81	22 – 18	-
	CA-MCC ... / D	Male/male	2 ... 16	3.81	22 – 18	With screw flange
	CA-CDDC ... / D	Male/male	2 ... 16 (2)	3.5	22 – 16	With body-bound rivets for latching on the printed circuit board
	CA-MSTBC ... / D	Male/male	2 ... 16	5.08	16 – 14	-
	CA-MSTBC ... / ...	Male/female	2 ... 16	5.08	16 – 14	-
	CA-MSTBC ... / D	Male/male	2 ... 16	5.08	16 – 14	With screw flange
	CA-CDDC ... / D	Male/male	2 ... 16 (2)	5.0	16 – 14	With body-bound rivets for latching on the printed circuit board

High-current feed-through terminal blocks

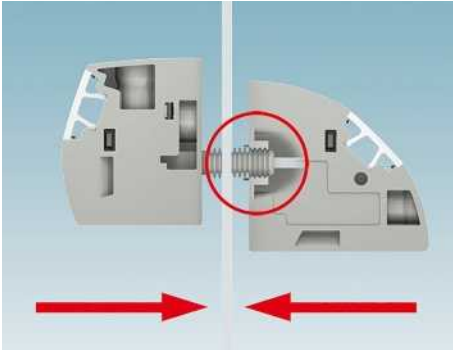
The right solution for every situation: Phoenix Contact provides you with a complete product range of high-current feed-through terminal blocks with a compact design. For panel thicknesses ranging from 1 mm to 6 mm, currents up to 232 A, and voltages up to 1000 V (IEC).



Your advantages

- ✓ For conductor cross sections from 4 mm² (AWG 10) to 95 mm² (AWG 3/0)
- ✓ For currents up to 232 A (IEC) / 230 A (UL B, C)
- ✓ For voltages up to 1000 V (IEC) / 600 V (UL B, C)
- ✓ With screw, spring-loaded, and T-LOX connection for various connection directions
- ✓ For panel thicknesses from 1 mm to 6 mm

Advantages at a glance




Easy assembly

Outer and inner sections are interlocked through the housing panel without tools




Clear marking

Marking groove integrated into the housing for unique marking




Convenient block formation

Form pre-assembled blocks easily with securing pin versions




Screw fastenings

Alternative fastening option inside device




Rivet fastenings

Alternative fastening option inside device



Flange fastenings

Alternative fastening option outside device




Outstanding tightness

Molded terminal blocks have been designed specifically to meet the requirements of molded devices



Larger insulation distances

Distance plates ensure increased insulation distances between neighboring positions



Fast conductor connection

Connect conductors up to 95 mm² (AWG 3/0) with T-LOX knee-lever connection technology

The right solution for every application

Whether for reliable inverters, complex controllers or state-of-the-art Smart Home applications – the COMBICON product range offers the right solution for every application. International approvals and certificates attest to the high quality and suitability of our products for use worldwide.




Applications at a glance

Solutions for miniaturization: COMBICON micro/mini

- Connectors and panel feed-through terminal blocks for currents up to 8 A (IEC) / 10 A (UL B, D)
- Pitch 2.5 to 5.08 mm



Switch network technology



Servo controller



Frequency converter



Controller

Solutions for industry and process automation: COMBICON control

- PCB terminal blocks for currents up to 41 A (IEC) / 36 A (UL B, D)
- Connectors for currents up to 12 A (IEC) / 15 A (UL B, D)
- Feed-through connectors for currents up to 12 A (IEC) / 15 A (UL B, D)
- Pitch 5.0 to 7.62 mm



Power supply



Controller for rail vehicles



Signal converter



I/O system

Solutions for Smart Home and lighting: COMBICON compact

- PCB terminal blocks for currents up to 32 A (IEC) / 30 A (UL B, D)
- Connectors for currents up to 13.5 A (IEC) / 10 A (UL B, D)
- Pitch 2.5 to 7.5 mm
- Solutions for fixed and flexible LED PCBs



Lighting



Safety technology



Communication



Building automation

Solutions for power electronics: COMBICON power

- PCB terminal blocks for currents up to 232 A (IEC) / 200 A (UL B, D)
- Connectors for currents up to 125 A (IEC) / 115 A (UL B, D)
- Panel feed-through terminal blocks for currents up to 232 A (IEC) / 230 A (UL B, C)
- Pitch 5.0 to 20 mm



Drive control system



Frequency converter



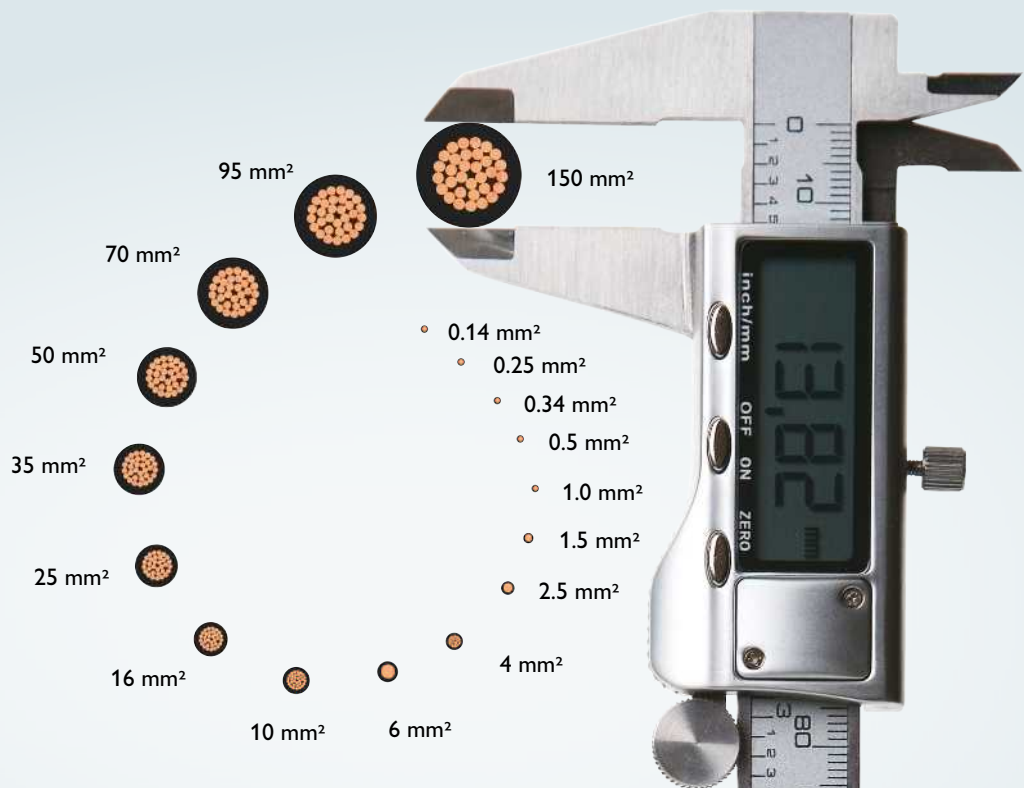

Power supplies



Solar inverters


Always the right connection technology

For conductor cross sections up to 150 mm² (250 kcmil), Phoenix Contact provides the largest product range on the market. Whether globally established screw connection or innovative quick connection technology – the choice is yours.




0.14 mm² ... 150 mm²

An overview of connection technologies




Screw connection with tension sleeve




Front screw connection



Screw connection with wire guard



Crimp connection




Bolt connection



IDC insulation displacement connection



Push-lock spring connection



Push-in spring connection



Push-in spring connection with lever actuation



Spring-cage connection



SUNCLIX spring connection



T-LOX knee-lever connection




Suitable for all manufacturing processes


The comprehensive product range of PCB terminal blocks and headers offers you solutions for various manufacturing processes, such as soldering, press-fitting, and direct plugging. This means you can assemble PCBs efficiently and process them reliably. The new SKEDD direct connection technology also allows you to reduce your material and process costs up to 30%.



i Web code:
#0921




Manufacturing process at a glance




Wave soldering

Wave soldering is the classic soldering process for manufacturing electronic modules primarily equipped with through-hole components. The soldering contact fed through the PCB and soldering on the underside are characteristic of this process.



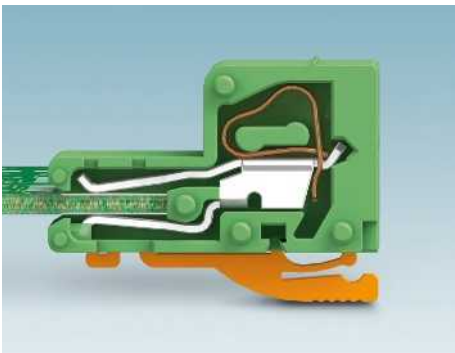
THR soldering

Through hole reflow soldering (THR) enables the integration of through-hole components made of high-temperature material into the SMT reflow process. During this process, the push-through contacts are inserted into the bore holes filled with soldering paste and soldered in the reflow soldering process.




SMT soldering

Surface Mount Technology (SMT) is used for surface mounting components. The components are mounted on the surface of the PCB with soldering paste and soldered in the reflow soldering process. Special components with corresponding surface contacts are required for this.



Direct connection technology

Direct plugging is a solder-free mounting technology that dispenses with pin strips. The connector makes contact with the corresponding pads on the edge of the PCB directly. These pads must be allowed for in the PCB layout.



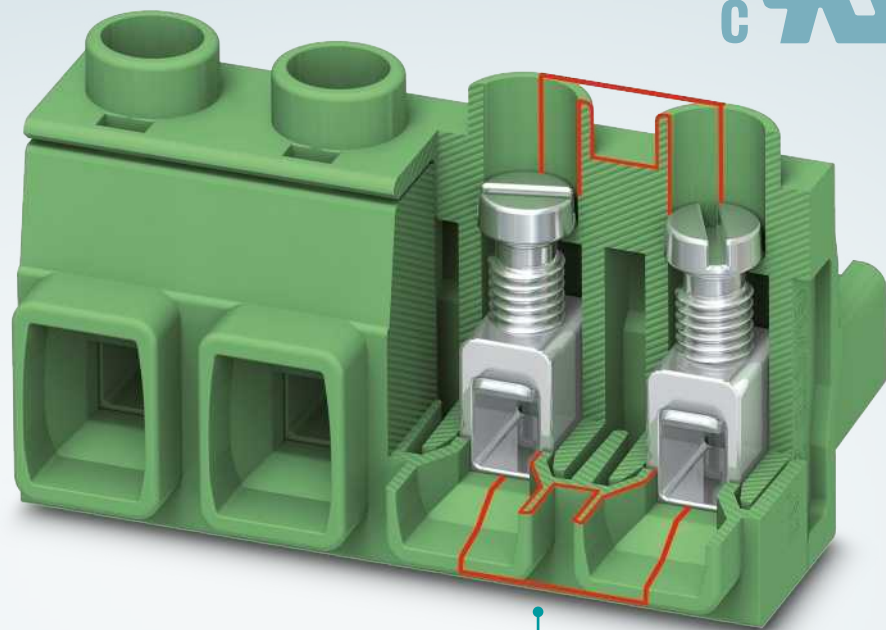

SKEDD direct connection technology

SKEDD is an innovative mounting technology for connecting PCB connectors directly to the PCB via through-contacted drill holes. Mounting is tool-free and no additional header is required. Body-bound rivets ensure a reliable and vibration-resistant connection.



Connection technology with UL certification

As a responsible manufacturer of device connection technology, we develop and test our products so that you can register and use your devices internationally. UL recognizes terminal blocks and connectors as individual components (UL 1059). In the end application, components undergo final evaluation and are approved together with the device.



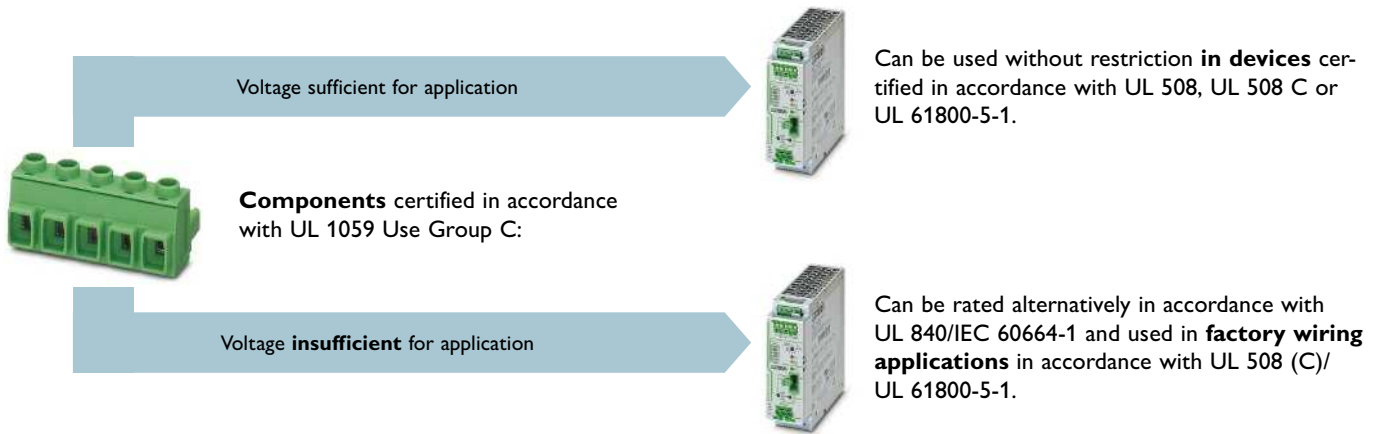
Product and device standard

Depending on the device standard, PCB terminal blocks and PCB connectors certified in accordance with the product standard UL 1059 for a maximum voltage of 300 V may also be used in 600 V applications providing certain requirements are met.

Air clearances and creepage distances

For safety reasons, it is a requirement for all UL approvals that the stipulated air clearances and creepage distances are adhered to. The air clearance is the shortest straight-line distance between two conductive objects through the air, while the creepage distance is the shortest distance between two conductive objects along the surface of an insulation material.

UL certification in accordance with product and device standards



UL 1059 “Terminal Blocks”

So Phoenix Contact products can be used in industrial applications without restrictions, they are generally tested and recognized in accordance with UL 1059.

The following table lists the air clearances and creepage distances required for the components. The Use group refers to the subsequent area of application of the end device.

Use Group	Area of application	Max. voltage (V)	Required distances (mm)	
			Clearance	Creepage distance
A	Operating elements, consoles, etc.	150	12.7	19.1
		300	19.1	31.8
		600	25.4	50.8
B	Commercially-available devices, including office and electronic data processing equipment, etc.	150	1.6	1.6
		300	2.4	2.4
		600	9.5	12.7
C	Industrial applications, without restrictions	150	3.2	6.4
		300	6.4	9.5
		600	9.5	12.7
D	Industrial applications, equipment with limited performance data (limited rating)	300	1.6	3.2
		600	4.8	9.5
E	Connection technology for the power range 600... 1500 V	601–1000	14	21.6
		1001–1500	17.8	30.5
F	Industrial applications, equipment that has been assessed in accordance with UL 508, 508 C, 840	51–1500	As defined in the device standard	

UL 508 “Industrial control equipment”

Terminal blocks that are recognized in accordance with UL 1059 Use Group C, meet the requirements of UL 508 for field wiring terminal blocks. They can therefore be used without restriction in devices in accordance with this standard. In certain cases, UL 508 also permits the alternative rating in accordance with UL 840.

UL 508 C “Power conversion equipment”

This UL standard applies specifically to power electronics (including frequency converters). The requirements for field wiring terminal blocks are similar to the specifications of UL 508. The alternative rating in accordance with UL 840 is also possible here in certain cases.

UL 61800-5-1 “Adjustable Speed Electrical Power Drive Systems – Part 5-1: Safety Requirements [...]”

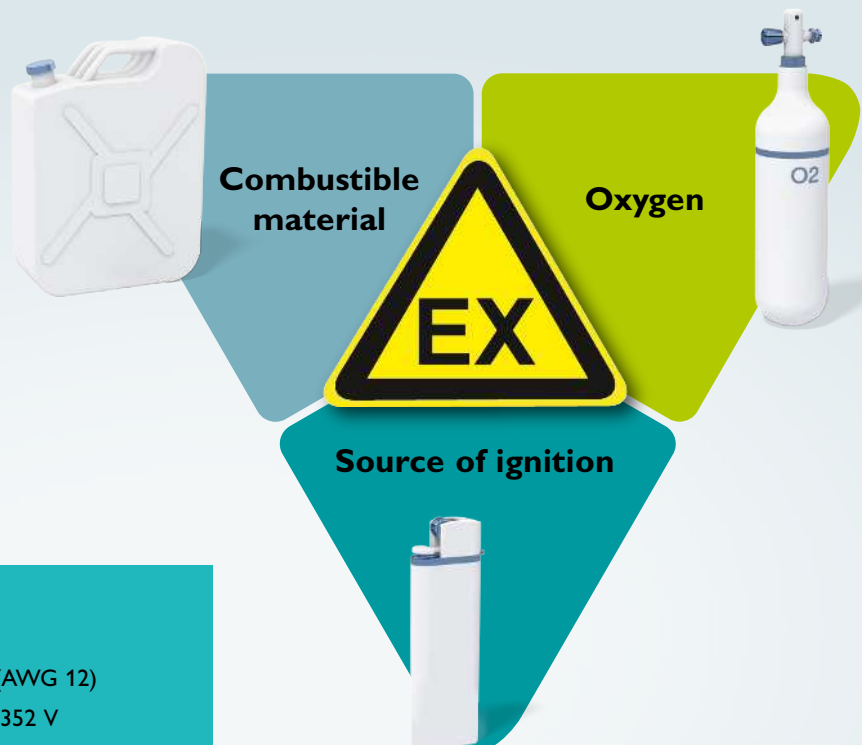

UL 61800-5-1 is a new standard for power electronics. Here as well, the requirements for field wiring terminal blocks are similar to the specifications of UL 508. An alternative rating in accordance with IEC 60664-1 is possible here in certain cases.

UL 840 “Insulation coordination including air clearances and creepage distances for electrical equipment”

This standard describes an alternative procedure for designing the insulation of end products for defined ambient conditions (overvoltage category, pollution degree, material index), provided that this is permitted by the device standard.

Connection technology for potentially explosive areas

The device connection range with Ex approval is specially designed for use in potentially explosive areas. As such, the range meets the requirements for use in process technology applications. The components are suitable for use in category 2 devices with type of protection increased safety “Ex eb”.



Main features


- For conductor cross sections up to 4 mm² (AWG 12)
- For currents up to 12 A and voltages up to 352 V (in accordance with EN/IEC)
- With screw, Push-in, and spring-cage connection
- Large selection of pitches from 5.0 mm to 7.62 mm, can also be expanded with pitch spacers
- Number of positions: 2 ... 12 (can be expanded for PCB terminal blocks)
- Horizontal, vertical, and angled conductor outlets
- Ex marking in accordance with ATEX and IECEx
- Can be used in areas where there is a risk of gas or dust explosions

Advantages at a glance




Pluggable PCB connections

Additional contact mechanism ensures secure plug-in connection



Innovative latching systems

Screw flange, latching flange, and Lock and Release latching



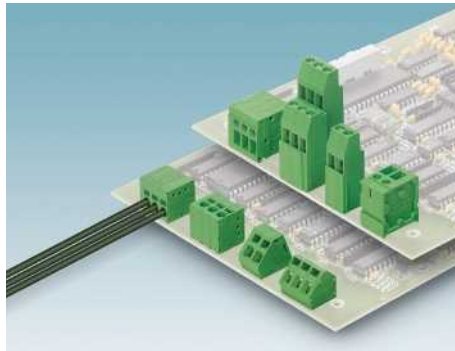
Connectors for any mounting position

Straight and angled headers for wave soldering processes




Increased mechanical safety

Double solder pins enable use under high mechanical strain




Flexible device design

PCB terminal blocks with horizontal, vertical or angled conductor outlet



Increased air clearances and creepage distances














Increased nominal voltage through partial assembly and pitch spacers









Conformance with PROFINET Directive

Secure data transmission in accordance with CAT5 with twisted pair conductors





PCB terminal blocks 0.14 mm² to 95 mm²

PCB terminal blocks for conductor cross sections up to 0.5 mm ² (AWG 20)							
Screw connection with tension sleeve							
 Web code: #0705	Product range	Notes	No. of pos.	Pitch	Current ¹ (A)	Voltage ^{1,2} (V)	Connection direction
	MPT 0,5	-	2 ... 12	2.54	6 IEC 6 UL (B)	160 IEC 125 UL (B)	0°
Push-in spring connection							
 Web code: #0706	Product range	Notes	No. of pos.	Pitch	Current ¹ (A)	Voltage ^{1,2} (V)	Connection direction
	PTSM 0,5/...-H-THR	Black, THR soldering	2 ... 8	2.5	6 IEC 5 UL (B)	160 IEC 150 UL (B)	0°
	PTSM 0,5/...-V-THR	Black, THR soldering	2 ... 8	2.5	6 IEC 5 UL (B)	160 IEC 150 UL (B)	90°
	PTSM 0,5/...-H-SMD	Black, SMT soldering	2 ... 8	2.5	6 IEC 5 UL (B)	160 IEC 150 UL (B)	0°
	PTSM 0,5/...-V-SMD	Black, SMT soldering	2 ... 8	2.5	6 IEC 5 UL (B)	160 IEC 150 UL (B)	90°
	PTSM 0,5/...-H-THR	White, THR soldering Higher voltage possible (IEC in accordance with II/2: 320 V)	2 ... 8	2.5	6 IEC 5 UL (B)	160 IEC 150 UL (B)	0°
	PTSM 0,5/...-V-THR	White, THR soldering Higher voltage possible (IEC in accordance with II/2: 320 V)	2 ... 8	2.5	6 IEC 5 UL (B)	160 IEC 150 UL (B)	90°
	PTSM 0,5/...-H-SMD	White, SMT soldering Also available as 1-pos. Higher voltage possible (IEC in accordance with II/2: 320 V)	1 ... 8	2.5	6 IEC 5 UL (B)	160 IEC 150 UL (B)	0°
	PTSM 0,5/...-V-SMD	White, SMT soldering Higher voltage possible (IEC in accordance with II/2: 320 V)	2 ... 8	2.5	6 IEC 5 UL (B)	160 IEC 150 UL (B)	90°
	PTSA 0,5/...-F PTSA 0,5/...-Z	Front pinning Zigzag pinning (300 V in accordance with UL Use group B)	2 ... 16	2.5	6 IEC 2 UL (B) 2 UL (D)	160 IEC 150 UL (B) 300 UL (D)	45°
	FFKDS(A)/H	-	2 ... 12	2.54	6 IEC 6 UL (B)	160 IEC 150 UL (B)	0°
	FFKDS(A)/V	-	2 ... 12	2.54	6 IEC 6 UL (B)	160 IEC 150 UL (B)	90°







 Web code: #0706	Product range	Notes	No. of pos.	Pitch	Current ¹ (A)	Voltage ^{1,2} (V)	Connection direction
	FK-MPT 0,5/...-H	TWIN connection	2 ... 16	3.5	4 IEC 4 UL (B, D)	250 IEC 300 UL (B, D)	0°
	FK-MPT 0,5/...-V	TWIN connection, in combination with IC header, can also be used as connector	2 ... 16	3.5	4 IEC 4 UL (B, D)	250 IEC 300 UL (B, D)	90°
IDC insulation displacement connection							
 Web code: #0707	Product range	Notes	No. of pos.	Pitch	Current ¹ (A)	Voltage ^{1,2} (V)	Connection direction
	PTQ 0,3	-	2	2.5	4 IEC 2 UL (B)	160 IEC 150 UL (B)	0°
	IDC 0,3	-	2 ... 12	3.81	5 IEC 5 UL (B, D)	160 IEC 300 UL (B, D)	0°

PCB terminal blocks for conductor cross sections up to 1.5 mm² (AWG 16)

Screw connection with wire guard

 Web code: #0708	Product range	Notes	No. of pos.	Pitch	Current ¹ (A)	Voltage ^{1,2} (V)	Connection direction
	PT 1,5/...-H	-	2 ... 16	3.5	17.5 IEC 10 UL (B, D)	200 IEC 300 UL (B, D)	0°
	PT 1,5/...-V	-	2 ... 16	3.5	17.5 IEC 10 UL (B, D)	200 IEC 300 UL (B, D)	90°
	PTA 1,5	-	2 ... 16	3.5	17.5 IEC 10 UL (B, D)	200 IEC 300 UL (B, D)	45°

Screw connection with tension sleeve

 Web code: #0709	Product range	Notes	No. of pos.	Pitch	Current ¹ (A)	Voltage ^{1,2} (V)	Connection direction
	MKDS 1/...-HT	High-temperature-resistant plastic	2 ... 4	3.5/3.81	13.5 IEC 10 UL (B, D)	200 IEC 300 UL (B, D)	0°
	MKDS 1/...-SMD	SMT soldering	2 ... 12	3.81	8 IEC 10 UL (B, D)	160 IEC 300 UL (B, D)	0°
	MKDS 1	-	2 ... 16	3.5/3.81	13.5 IEC 10 UL (B, D)	200 IEC 300 UL (B, D)	0°
	MKDS 1 PROFINET	-	4	3.5	13.5 IEC 10 UL (B, D)	200 IEC 300 UL (B, D)	0°
	SMKDS 1	-	2 ... 12	3.5/3.81	10 IEC 10 UL (B, D)	200 IEC 300 UL (B, D)	35°

¹ For more information on UL Use groups A – F, see page 17






















² IEC rated insulation voltage with overvoltage category III/pollution degree 2

Screw connection with tension sleeve							
 Web code: #0709	Product range	Notes	No. of pos.	Pitch	Current ¹ (A)	Voltage ^{1,2} (V)	Connection direction
	MKKDS 1	-	2 ... 12	3.5/3.81	8 IEC 10 UL (B, D)	200 IEC 300 UL (B, D)	0°
	MK3DS 1	-	2 ... 12	3.81	8 IEC 10 UL (B, D)	200 IEC 300 UL (B, D)	0°
	SMKDS 1.5	-	2-/3-pos. alignable	3.5	12 IEC 10 UL (B, D)	160 IEC 300 UL (B, D)	35°
	MKDSFW 1,5	-	2 ... 12	3.5	12 IEC 10 UL (B, D)	160 IEC 300 UL (B, D)	90°
	MKDSO 1,5/...-L MKDSO 1,5/...-R	Orthogonal, left and right version	3 ... 5	3.5	8 IEC 8 UL (B)	160 IEC 300 UL (B)	0°
	MKDSN 1,5/...-HT	High-temperature-resistant plastic, low-profile design	2-/3-pos. alignable	5.0/5.08	13.5 IEC 10 UL (B, D)	320 IEC 300 UL (B, D)	0°
	MKDS 1,5/...-HT	High-temperature-resistant plastic	2-/3-pos. alignable	5.0/5.08	17.5 IEC 15 UL (B) 10 UL (D)	320 IEC 300 UL (B) 300 UL (D)	0°
	MKDSN 1,5	Low-profile design	2-/3-pos. alignable	5.0/5.08	13.5 IEC 10 UL (B, D)	400 IEC 300 UL (B, D)	0°
	SMKDSN 1,5	Low-profile design	2–16	5.0/5.08	13.5 IEC 10 UL (B, D)	400 IEC 300 UL (B, D)	45°
	MKKDSN 1,5	Low-profile design	2-/3-pos. alignable	5.0/5.08	13.5 IEC 10 UL (B, D)	400 IEC 300 UL (B, D)	0°
	MKKDSNH 1,5	Tall design	2-/3-pos. alignable	5.08	13.5 IEC 10 UL (B, D)	400 IEC 300 UL (B, D)	0°
	MK3DSN 1,5	Low-profile design	2-/3-pos. alignable	5.08	10 IEC 10 UL (B, D)	400 IEC 300 UL (B, D)	0°
	MKDS 1,5	Also available with internal bridging and test point	2-/3-pos. alignable	5.0/5.08	17.5 IEC 15 UL (B) 10 UL (D)	400 IEC 300 UL (B) 300 UL (D)	0°
	SMKDSP 1,5	With test point	2-/3-pos. alignable	5.0/5.08	17.5 IEC 15 UL (B) 10 UL (D)	400 IEC 300 UL (B) 300 UL (D)	55°

 Web code: #0709	Product range	Notes	No. of pos.	Pitch	Current ¹ (A)	Voltage ^{1,2} (V)	Connection direction
	MKDSFW 1,5	With stand-off	2-/3-pos. alignable	5.0	17.5 IEC 10 UL (B, D)	400 IEC 300 UL (B, D)	90°
	MKKDS 1,5	-	2-/3-pos. alignable	5.0/5.08	17.5 IEC 10 UL (B, D)	400 IEC 300 UL (B, D)	0°
	MK3DS 1,5	Also available with internal bridging or without terminal block in lower level	2-/3-pos. alignable	5.08	15 IEC 10 UL (B, D)	400 IEC 300 UL (B, D)	0°
	MK4DS 1,5	Also available with internal bridging or without terminal block in lower level	2-/3-pos. alignable	5.08	15 IEC 10 UL (B, D)	400 IEC 300 UL (B, D)	0°
	GMKDSN 1,5	Low-profile design	2-/3-pos. alignable	7.62	16 IEC 10 UL (B, D)	630 IEC 300 UL (B, D)	0°
	GSMKDSN 1,5	Low-profile design	2 ... 12	7.62	16 IEC 10 UL (B, D)	630 IEC 300 UL (B, D)	45°
	GMKDS 1,5	-	2-/3-pos. alignable	7.5/7.62	17.5 IEC 10 UL (B, D)	630 IEC 300 UL (B, D)	0°
	GSMKDSP 1,5	-	2-/3-pos. alignable	7.5/7.62	17.5 IEC 10 UL (B, D)	630 IEC 300 UL (B, D)	55°
Push-in spring connection							
 Web code: #0710	Product range	Notes	No. of pos.	Pitch	Current ¹ (A)	Voltage ^{1,2} (V)	Connection direction
	PTSA 1,5/...-F PTSA 1,5/...-Z	Front pinning Zigzag pinning (400 V in accordance with IEC)	2 ... 16	3.5	8 IEC 5 UL (B, D)	250 IEC 300 UL (B, D)	45°
	PTDA 1,5/	TWIN connection	2 ... 16	3.5	13.5 IEC 12 UL (B) 10 UL (D)	240 IEC 300 UL (B) 300 UL (D)	45°
	SPT-THR 1,5/...-H	THR soldering, various pin lengths available	2 ... 12	3.5/3.81	13.5 IEC 10 UL (B, D)	160 IEC 300 UL (B, D)	0°
	SPT-THR 1,5/...-V	THR soldering, various pin lengths available	2 ... 12	3.5/3.81	13.5 IEC 10 UL (B, D)	160 IEC 300 UL (B, D)	90°
	New SPTA-THR 1,5	THR soldering	2 ... 12	3.81	13.5 IEC 10 UL (B, D)	160 IEC 300 UL (B, D)	45°
	SPT-SMD 1,5/...-H	SMT soldering	2 ... 12	3.5/3.81	13.5 IEC 10 UL (B, D)	160 IEC 300 UL (B, D)	0°
	SPT-SMD 1,5/...-V	SMT soldering	2 ... 12	3.5/3.81	13.5 IEC 10 UL (B, D)	160 IEC 300 UL (B, D)	90°

¹ For more information on UL Use groups A – F, see page 17











² IEC rated insulation voltage with overvoltage category III/pollution degree 2





Push-in spring connection							
 Web code: #0710	Product range	Notes	No. of pos.	Pitch	Current ¹ (A)	Voltage ^{1,2} (V)	Connection direction
	SPTAF 1/...-IL	Integrated release button	2 ... 16	3.5	16 IEC 8 UL (B, D)	160 IEC 300 UL (B, D)	45°
	SPTAF 1/...-EL	Raised release button	2 ... 16	3.5	16 IEC 8 UL (B, D)	160 IEC 300 UL (B, D)	45°
	SPTAF 1/...-LL	Release button with latching function	2 ... 16	3.5	13.5 IEC 8 UL (B, D)	160 IEC 300 UL (B, D)	45°
  	SPTAF 1/...-IL-EX		2 ... 12	3.5	14.5 IEC	44 IEC	45°
  	SPTAF 1/...-EL-EX		2 ... 12	3.5	14.5 IEC	44 IEC	45°
	SPTA 1/	-	2 ... 12	3.5	9 IEC 10 UL (B) 10 UL (D)	200 IEC 150 UL (B) 300 UL (D)	65°
	SPTA 1,5/	-	2 ... 12	3.81	9 IEC 10 UL (B)	160 IEC 300 UL (B)	45°
	SPTD 1,5	-	2 ... 12	3.5	10 IEC 10 UL (B)	200 IEC 150 UL (B)	0°
	SPT 1.5/...-H	-	2 ... 12	3.5	17.5 IEC 10 UL (B, D)	200 IEC 300 UL (B, D)	0°
	SPT 1.5/...-V	-	2 ... 12	3.5	17.5 IEC 10 UL (B, D)	200 IEC 300 UL (B, D)	90°
	FFKDS(A)/H	-	2 ... 12	3.81	12 IEC 6 UL (B, D)	160 IEC 300 UL (B, D)	0°
	FFKDS(A)/V	-	2 ... 12	3.81	12 IEC 6 UL (B, D)	160 IEC 300 UL (B, D)	90°
	SPT-THR 1,5/...-H	THR soldering, various pin lengths available	2 ... 12	5.0/5.08	13.5 IEC 10 UL (B, D)	320 IEC 300 UL (B, D)	0°
	SPT-THR 1,5/...-V	THR soldering, various pin lengths available	2 ... 12	5.0/5.08	13.5 IEC 10 UL (B, D)	320 IEC 300 UL (B, D)	90°
 	SPTA-THR 1,5	THR soldering	2 ... 12	5.08	13.5 IEC 10 UL (B, D)	320 IEC 300 UL (B, D)	45°

 Web code: #0710	Product range	Notes	No. of pos.	Pitch	Current ¹ (A)	Voltage ^{1,2} (V)	Connection direction
	SPT-SMD 1,5/...-H	SMT soldering	2 ... 12	5.0/5.08	13.5 IEC 10 UL (B, D)	320 IEC 300 UL (B, D)	0°
	SPT-SMD 1,5/...-V	SMT soldering	2 ... 12	5.0/5.08	13.5 IEC 10 UL (B, D)	320 IEC 300 UL (B, D)	90°
	SPTAF 1/...-IL	Integrated release button	2 ... 16	5.0	16 IEC 8 UL (B, D)	320 IEC 300 UL (B, D)	45°
	SPTAF 1/...-EL	Raised release button	2 ... 16	5.0	16 IEC 8 UL (B, D)	320 IEC 300 UL (B, D)	45°
	SPTAF 1/...-LL	Release button with latching function	2 ... 16	5.0	13.5 IEC 8 UL (B, D)	320 IEC 300 UL (B, D)	45°
	SPTAF 1/...-IL-EX		2 ... 12	5.0	14.5 IEC	137.5 IEC	45°
	SPTAF 1/...-EL-EX		2 ... 12	5.0	14.5 IEC	137.5 IEC	45°
	SPTAF 1/...-IL-EX-PROFINET	Also available without Ex approval for voltages up to 320 V	4	5.0	16 IEC	137.5 IEC	45°
	SPTA 1/	-	2 ... 12	5.0	9 IEC 10 UL (B, D)	320 IEC 300 UL (B, D)	65°
	SPTA 1,5/	-	2 ... 12	5.08	9 IEC 10 UL (B, D)	320 IEC 300 UL (B, D)	45°
	MFKDSP	-	2 ... 7	5.08	12 IEC 3.6 UL (B, D)	320 IEC 300 UL (B, D)	45°
	FFKDS(A)/H	Also available with compact lever opener	2 ... 12	5.08	15 IEC 10 UL (B, D)	320 IEC 300 UL (B, D)	0°
	FFKDS(A)/V	Also available with compact lever opener	2 ... 12	5.08	15 IEC 10 UL (B, D)	320 IEC 300 UL (B, D)	90°
	FFKDS(A)/H	Also available with compact lever opener	2 ... 12	7.62	17.5 IEC 10 UL (B, D)	630 IEC 300 UL (B, D)	0°
	FFKDS(A)/V	Also available with compact lever opener	2 ... 12	7.62	17.5 IEC 10 UL (B, D)	630 IEC 300 UL (B, D)	90°

¹ For more information on UL Use groups A – F, see page 17

² IEC rated insulation voltage with overvoltage category III/pollution degree 2

Spring-cage connection							
 Web code: #0711	Product range	Notes	No. of pos.	Pitch	Current ¹ (A)	Voltage ^{1,2} (V)	Connection direction
	ZFKDS(A) 1	-	2 ... 12	3.81	12 IEC 10 UL (B, D)	200 IEC 300 UL (B, D)	45°
	ZFKDS(A) 1-W	With actuation rocker	2 ... 12	3.81	12 IEC 10 UL (B, D)	200 IEC 300 UL (B, D)	45°
	ZFKDS(A) 1,5C	-	2 ... 12	5.0	16 IEC 10 UL (B, D)	400 IEC 300 UL (B, D)	45°
	ZFKDS(A) 1,5-W	With actuation rocker	2 ... 12	5.08	16 IEC	400 IEC	45°
	ZFKKDS(A) 1,5C	-	2 ... 12	5.0	16 IEC 10 UL (B, D)	400 IEC 300 UL (B, D)	45°
	ZFK3DS(A) 1,5	-	2 ... 12	5.08	12 IEC 10 UL (B, D)	400 IEC 300 UL (B, D)	45°
	ZFK4DS(A) 1,5	-	2 ... 12	5.08	12 IEC 10 UL (B, D)	400 IEC 300 UL (B, D)	45°
	ZFKDS(A) 1,5C-EX	-	2 ... 12	5.0	16 IEC	176 IEC	45°
	ZFKDS(A) 1,5C-EX PROFINET	Satisfies the requirements of the "Guideline for PROFINET"	4	5.0	16 IEC	176 IEC	45°












PCB terminal blocks for conductor cross sections up to 2.5 mm ² (AWG 14)							
Screw connection with wire guard							
 Web code: #0712	Product range	Notes	No. of pos.	Pitch	Current ¹ (A)	Voltage ^{1,2} (V)	Connection direction
	PT 1,5/...-H	-	2 ... 16	5.0	17.5 IEC 18 UL (B) 10 UL (D)	400 IEC 300 UL (B) 300 UL (D)	0°
	PT 1,5/...-V	-	2 ... 16	5.0	17.5 IEC 18 UL (B) 10 UL (D)	400 IEC 300 UL (B) 300 UL (D)	90°
	PTA 1,5	-	2 ... 16	5.0	17.5 IEC 15 UL (B) 10 UL (D)	400 IEC 300 UL (B) 300 UL (D)	45°






Screw connection with tension sleeve

 Web code: #0713	Product range	Notes	No. of pos.	Pitch	Current ¹ (A)	Voltage ^{1 2} (V)	Connection direction
	MKDN 2,5/...-HT	High-temperature-resistant plastic	2-/3-pos. alignable	5.0/5.08	16 IEC 20 UL (B) 10 UL (D)	320 IEC 300 UL (B) 300 UL (D)	0°
	MKDS 3/...-HT	High-temperature-resistant plastic	2-/3-pos. alignable	5.0/5.08	24 IEC 15 UL (B) 10 UL (D)	320 IEC 300 UL (B) 300 UL (D)	0°
	TDPT 2,5/...-SC	Contour-matched PCB terminal block also available with Push-in spring connection	2–12	5.08	24 IEC 20 UL (B) 10 UL (D)	400 IEC 300 UL (B) 300 UL (D)	0°
	MKDSN 2,5	Low-profile design	2-/3-pos. alignable	5.0/5.08	16 IEC 20 UL (B) 10 UL (D)	400 IEC 300 UL (B) 300 UL (D)	0°
	SMKDS 2,5	-	2-/3-pos. alignable	5.08	20 IEC 15 UL (B) 10 UL (D)	400 IEC 300 UL (B) 300 UL (D)	50°
	MKDS 3	Also available with internal bridging and test point	2-/3-pos. alignable	5.0/5.08	24 IEC 15 UL (B) 10 UL (D)	400 IEC 300 UL (B) 300 UL (D)	0°
	SMKDS 3	-	2-/3-pos. alignable	5.0/5.08	24 IEC 15 UL (B) 10 UL (D)	400 IEC 300 UL (B) 300 UL (D)	55°
	MKDSFW 3	With stand-off	2-/3-pos. alignable	5.0	24 IEC 16 UL (B) 10 UL (D)	400 IEC 300 UL (B) 300 UL (D)	90°
	MKDSF 3	-	2-/3-pos. alignable	5.0/5.08	24 IEC 15 UL (B) 10 UL (D)	400 IEC 300 UL (B) 300 UL (D)	90°
	MKKDS 3	With offset level	2-/3-pos. alignable	5.0/5.08	22 IEC 15 UL (B) 10 UL (D)	400 IEC 300 UL (B) 300 UL (B)	0°
	MKKDSG 3	Without offset level	2-/3-pos. alignable	5.0	17.5 IEC 10 UL (B, D)	400 IEC 300 UL (B, D)	0°
	MKKDSH 3	Tall design	2-/3-pos. alignable	5.0	24 IEC 15 UL (B) 10 UL (D)	400 IEC 300 UL (B) 300 UL (C)	0°
	MK3DS 3	-	2-/3-pos. alignable	5.08	17.5 IEC 20 UL (B) 10 UL (D)	400 IEC 300 UL (B) 300 UL (D)	0°
	MK3DSH 3	Tall design	2-/3-pos. alignable	5.08	24 IEC 15 UL (B) 10 UL (D)	400 IEC 300 UL (B) 300 UL (D)	0°
	MK3DSMH 3	-	2-/3-pos. alignable	5.08	22 IEC 15 UL (B) 10 UL (D)	400 IEC 300 UL (B) 300 UL (D)	0°

¹ For more information on UL Use groups A – F, see page 17

² IEC rated insulation voltage with overvoltage category III/pollution degree 2

Screw connection with tension sleeve							
 Web code: #0713	Product range	Notes	No. of pos.	Pitch	Current ¹ (A)	Voltage ^{1,2} (V)	Connection direction
	MKDSO 2,5/...-L MKDSO 2,5/...-R	Orthogonal, left and right version	2 ... 4	5.0	24 IEC 20 UL (B) 10 UL (D)	400 IEC 300 UL (B) 300 UL (D)	0°
	MKKDSH 3-EX	-	2-/3-pos. alignable	5.0	20 IEC	176 IEC	0°
	MK3DSH 3-EX	-	2-/3-pos. alignable	5.08	20 IEC	176 IEC	0°
	MK3DSMH 3-EX	-	2-/3-pos. alignable	5.08	19 IEC	176 IEC	0°
	KDS 2,5	-	1-pos. alignable	5.0	24 IEC 15 UL (B) 10 UL (D)	400 IEC 300 UL (B) 300 UL (D)	0°
	KDS 3-MT	Disconnect terminal block with test socket	1-pos. alignable	5.08	15 IEC 15 UL (B) 10 UL (D)	320 IEC 300 UL (B) 300 UL (D)	0°
	KDS 3-PMT	Disconnect terminal block with test point on both sides of disconnect point	1-pos. alignable	5.08	13.5 IEC 15 UL (B) 10 UL (D)	320 IEC 300 UL (B) 300 UL (D)	0°
	GMKDS 3	Also available with test point	2-/3-pos. alignable	7.5/7.62	24 IEC 15 UL (B) 10 UL (D)	630 IEC 300 UL (B) 300 UL (D)	0°
	GSMKDS 3	-	2-/3-pos. alignable	7.5/7.62	24 IEC 15 UL (B) 10 UL (D)	630 IEC 300 UL (B) 300 UL (D)	55°
	MKDSO 2,5/...-L HV MKDSO 2,5/...-R HV	Orthogonal, left and right version	2 ... 3	7.5	24 IEC 20 UL (B, C) 5 UL (D)	630 IEC 300 UL (B, C) 600 UL (D)	0°





Front screw connection							
 Web code: #0714	Product range	Notes	No. of pos.	Pitch	Current ¹ (A)	Voltage ^{1,2} (V)	Connection direction
	FRONT 2,5-H	Various solder pin spacings available	2 ... 12	5.0	24 IEC 20 UL (B) 10 UL (D)	400 IEC 300 UL (B) 300 UL (D)	0°
	FRONT 2,5-V	Various solder pin spacings available	2 ... 12	5.0	24 IEC 20 UL (B) 10 UL (D)	320 IEC 300 UL (B) 300 UL (D)	90°
	FRONT 2,5-H-EX	Various solder pin spacings available	2 ... 12	5.0	20 IEC	176 IEC	0°
	FRONT 2,5-V-EX	Various solder pin spacings available	2 ... 12	5.0	20 IEC	176 IEC	90°






Push-in spring connection







 Web code: #0715	Product range	Notes	No. of pos.	Pitch	Current ¹ (A)	Voltage ^{1 2} (V)	Connection direction
	PTS 1,5/...-H	-	2 ... 12	5.0	12 IEC 10 UL (B, D)	400 IEC 300 UL (B, D)	0°
	PTS 1,5/...-H	-	2 ... 12	7.5	12 IEC 10 UL (B, D)	630 IEC 300 UL (B, D)	0°
	TDPT 2,5/...-SP	Contour-matched PCB terminal block also available with screw connection	2 ... 12	5.08	24 IEC 20 UL (B) 10 UL (D)	400 IEC 300 UL (B) 300 UL (D)	0°
	PTDA 2,5/	TWIN connection	2 ... 16	5.0	24 IEC 20 UL (B) 10 UL (D)	400 IEC 300 UL (B) 300 UL (D)	45°
	SPT 2,5/...-H	-	2 ... 12	5.0	24 IEC 20 UL (B) 10 UL (D)	400 IEC 300 UL (B) 300 UL (D)	0°
	SPT 2,5/...-V	-	2 ... 12	5.0	24 IEC 20 UL (B) 10 UL (D)	400 IEC 300 UL (B) 300 UL (D)	90°
 	SPT 2,5/...-H-EX	-	2 ... 12	5.0	23 IEC	176 IEC	0°
 	SPT 2,5/...-V-EX	-	2 ... 12	5.0	23 IEC	176 IEC	90°
 	SPT 2,5/...-H-EX PROFINET	Satisfies the requirements of the "Guideline for PROFINET"	4	5.0	23 IEC	176 IEC	0°
 	SPT 2,5/...-V-EX PROFINET	Satisfies the requirements of the "Guideline for PROFINET"	4	5.0	23 IEC	176 IEC	90°
	FKDSO 2,5/...-L FKDSO 2,5/...-R	Orthogonal, left and right version	2 ... 4	5.0	22 IEC 10 UL (B, D)	250 IEC 300 UL (B, D)	0°
	FKDSO 2,5/...-L1 FKDSO 2,5/...-R1	Orthogonal, left and right version	1 ... 4	5.0	20 IEC 20 UL (B) 10 UL (D)	320 IEC 300 UL (B, D)	0°

















¹ For more information on UL Use groups A – F, see page 17

² IEC rated insulation voltage with overvoltage category III/pollution degree 2

Spring-cage connection							
 Web code: #0716	Product range	Notes	No. of pos.	Pitch	Current ¹ (A)	Voltage ^{1,2} (V)	Connection direction
	ZFKDS(A) 2,5	-	2 ... 12	5.08	24 IEC 10 UL (B, D)	400 IEC 300 UL (B, D)	45°
	ZFKDS(A) 2,5-EX	-	2 ... 12	5.08	22 IEC	137 IEC	45°
	ZFKKDS(A) 2,5	-	2 ... 12	5.08	17.5 IEC 10 UL (B, D)	400 IEC 300 UL (B, D)	45°






PCB terminal blocks for conductor cross sections up to 4 mm ² (AWG 12)							
Screw connection with wire guard							
 Web code: #0717	Product range	Notes	No. of pos.	Pitch	Current ¹ (A)	Voltage ^{1,2} (V)	Connection direction
	PT 2,5/...-H	-	2 ... 16	5.0	32 IEC 20 UL (B) 10 UL (D)	400 IEC 300 UL (B) 300 UL (D)	0°
	PT 2,5/...-V	-	2 ... 16	5.0	32 IEC 20 UL (B) 10 UL (D)	400 IEC 300 UL (B) 300 UL (D)	90°
	PT 2,5/...-H	-	2 ... 16	7.5	32 IEC 20 UL (B) 20 UL (C) 10 UL (D)	800 IEC 300 UL (B) 150 UL (C) 300 UL (D)	0°
	PT 2,5/...-V	-	2 ... 16	7.5	32 IEC 20 UL (B) 20 UL (C) 10 UL (D)	800 IEC 300 UL (B) 150 UL (C) 300 UL (D)	90°














PCB terminal blocks for conductor cross sections up to 6 mm ² (AWG 10)							
Screw connection with tension sleeve							
 Web code: #0719	Product range	Notes	No. of pos.	Pitch	Current ¹ (A)	Voltage ^{1,2} (V)	Connection direction
	TDPT 4/...-SC	Contour-matched PCB terminal block also available with Push-in spring connection	2 ... 6	6.35	41 IEC 30 UL (B, C) 10 UL (D)	1000 IEC 600 UL (B, C) 300 UL (D)	0°
	MKDS(V) 5	Available with and without anti-rotation pins	2-/3-pos. alignable	6.35	32 IEC 30 UL (B) 10 UL (D)	630 IEC 300 UL (B) 300 UL (D)	0°
	SMKDS 5	-	2-/3-pos. alignable	6.35	32 IEC 30 UL (B) 10 UL (D)	630 IEC 300 UL (B) 300 UL (D)	35°
	MKKDS 5	-	2-/3-pos. alignable	6.35	32 IEC 30 UL (B) 10 UL (D)	630 IEC 300 UL (B) 300 UL (D)	0°
	MKDS 5 N HV	With zigzag pinning for 600 V UL	2 ... 12	6.35	41 IEC 30 UL (B, C)	1000 IEC 600 UL (B, C)	0°






 Web code: #0719	Product range	Notes	No. of pos.	Pitch	Current ¹ (A)	Voltage ^{1,2} (V)	Connection direction
	KDS 4	Through wiring with separate outlet to the PCB, also available with test point	1-pos. alignable	7.5	41 IEC 30 UL (B) 10 UL (D)	320 IEC 300 UL (B) 300 UL (D)	0°
	MKDS(V) 5	Available with and without anti-rotation pins	2-/3-pos. alignable	7.62	31 IEC 30 UL (B) 10 UL (D)	630 IEC 300 UL (B, D)	0°
	MKDS(V) 5/...-9,5	Available with and without anti-rotation pins, also in zigzag pinning for 600 V UL	2-/3-pos. alignable	9.52	32 IEC 30 UL (B, C) 5 UL (D)	1000 IEC 300 UL (B, C) 600 UL (D)	0°
	SMKDS 5/...-9,5	-	2-/3-pos. alignable	9.52	32 IEC 30 UL (B, C)	1000 IEC 300 UL (B, C)	35°
	MKKDS 5/...-9,5	-	2-/3-pos. alignable	9.52	32 IEC 30 UL (B, C) 5 UL (D)	1000 IEC 300 UL (B, C) 600 UL (D)	0°
Front screw connection							
 Web code: #0720	Product range	Notes	No. of pos.	Pitch	Current ¹ (A)	Voltage ^{1,2} (V)	Connection direction
	FRONT 4-H	-	1 ... 9	6.35 7.62	32 IEC 30 UL (B)	320 IEC 300 UL (B) 630 IEC 300 UL (B)	0°
	FRONT 4-V	-	1 ... 9	6.35 7.62	32 IEC 30 UL (B)	320 IEC 300 UL (B) 630 IEC 300 UL (B)	90°
Push-in spring connection							
 Web code: #0721	Product range	Notes	No. of pos.	Pitch	Current ¹ (A)	Voltage ^{1,2} (V)	Connection direction
	TDPT 4/...-SP	Contour-matched PCB terminal block also available with screw connection	2 ... 6	6.35	41 IEC 30 UL (B, C) 10 UL (D)	1000 IEC 600 UL (B, C) 300 UL (D)	0°
	SPT 5/...-H	-	1 ... 12	7.5	41 IEC 36 UL (B, C)	1000 IEC 600 UL (B, C)	0°
	SPT 5/...-V	-	1 ... 12	7.5	41 IEC 36 UL (B, C)	1000 IEC 600 UL (B, C)	90°
	SPTA 5	Bridgeable	1 ... 12	7.5	41 IEC 33 UL (B, C)	1000 IEC 600 UL (B, C)	60°
Spring-cage connection							
 Web code: #0722	Product range	Notes	No. of pos.	Pitch	Current ¹ (A)	Voltage ^{1,2} (V)	Connection direction
	ZFKDS(A) 4-7,5 ZFKDS(A) 4-10	Bridgeable	1 ... 9	7.5 10	32 IEC 30 UL (C)	630 IEC 150 UL (C) 630 IEC 300 UL (C)	45°

¹ For more information on UL Use groups A – F, see page 17





² IEC rated insulation voltage with overvoltage category III/pollution degree 2

Push-lock spring connection							
 Web code: #0723	Product range	Notes	No. of pos.	Pitch	Current ¹ (A)	Voltage ^{1,2} (V)	Connection direction
	PLH 5	-	1 ... 12	7.5	41 IEC 27 UL (B, C)	1000 IEC 600 UL (B, C)	0°
	PLA 5	-	1 ... 12	7.5	41 IEC 27 UL (B, C)	1000 IEC 600 UL (B, C)	45°
SUNCLIX spring connection							
 Web code: #0724	Product range	Notes	No. of pos.	Pitch	Current ¹ (A)	Voltage ^{1,2} (V)	Connection direction
	PT SPL 6	Without insulating housing	1	-	41 IEC 30 UL	-	0°



PCB terminal blocks for conductor cross sections up to 16 mm ² (AWG 6)							
Screw connection with tension sleeve							
 Web code: #0725	Product range	Notes	No. of pos.	Pitch	Current ¹ (A)	Voltage ^{1,2} (V)	Connection direction
	MKDS 10 HV	With zigzag pinning for 600 V UL	1 ... 12	10.16	76 IEC 60 UL (B, C)	1000 IEC 600 UL (B, C)	0°
	MKDSP 10N	-	2-/3-pos. alignable	10.16	76 IEC 60 UL (B, C)	1000 IEC 300 UL (B, C)	0°
	TDPT 16/...-SC	Contour-matched PCB terminal block also available with Push-in spring connection	2 ... 6	10.16	76 IEC 58 UL (B, C) 10 UL (D)	1000 IEC 600 UL (B, C) 300 UL (D)	0°
	MKDSP 10 HV	-	2-/3-pos. alignable	12.7	76 IEC 60 UL (B, C)	1000 IEC 600 UL (B, C)	0°
	KDS 10 KDS 10/SO	Feed-through terminal block with solder pins available in row or offset	1 ... 9	10	76 IEC 65 UL (C)	320 IEC 300 UL (C)	0°
	KDS10-PE	Feed-through terminal block with solder pins available in row or offset	1 ... 9	10	76 IEC	320 IEC	0°
Push-in spring connection							
 Web code: #0727	Product range	Notes	No. of pos.	Pitch	Current ¹ (A)	Voltage ^{1,2} (V)	Connection direction
	TDPT 16/...-SP	Contour-matched PCB terminal block also available with screw connection	2 ... 6	10.16	76 IEC 58 UL (B, C) 10 UL (D)	1000 IEC 600 UL (B, C) 300 UL (D)	0°
	SPT 16/...-H	-	1 ... 9	10	76 IEC 66 UL (B, C)	1000 IEC 600 UL (B, C)	0°
	SPT 16/...-V	-	1 ... 9	10	76 IEC 66 UL (B, C)	1000 IEC 600 UL (B, C)	90°
	SPTA 16	Bridgeable	2 ... 9	10	76 IEC 51 UL (B, C)	1000 IEC 600 UL (B, C)	60°
	SPTA 16	-	2 ... 5	15	76 IEC 51 UL (B, C) 51 UL (E)	1000 IEC 600 UL (B, C) 1000 UL (E)	60°

Spring-cage connection							
 Web code: #0728	Product range	Notes	No. of pos.	Pitch	Current ¹ (A)	Voltage ^{1,2} (V)	Connection direction
	ZFKDS(A) 10-10,00 ZFKDS(A) 10-15,00	Bridgeable	1 ... 9	10 15	76 IEC 65 UL (C)	400 IEC 150 UL (C) 1000 IEC 600 UL (C)	45°
Push-lock spring connection							
 Web code: #0729	Product range	Notes	No. of pos.	Pitch	Current ¹ (A)	Voltage ^{1,2} (V)	Connection direction
	PLH 16/...-10	Also available in zigzag pinning for 600 V UL	1 ... 8	10	76 IEC 51 UL (B) 51 UL (C) 10 UL (D)	1000 IEC 300 UL (B) 150 UL (C) 300 UL (D)	0°
	PLH 16/...-15	-	2 ... 8	15	76 IEC 66 UL (B, C)	1000 IEC 600 UL (B, C)	0°



PCB terminal blocks for conductor cross sections up to 35 mm² (AWG 2)

Screw connection with tension sleeve							
 Web code: #0730	Product range	Notes	No. of pos.	Pitch	Current ¹ (A)	Voltage ^{1,2} (V)	Connection direction
	MKDSP 25 MKDSP 25/...-F	Available with and without flange	1 ... 9	15	125 IEC 115 UL (B, C)	1000 IEC 600 UL (B, C)	0°
Push-in spring connection							
 Web code: #0731	Product range	Notes	No. of pos.	Pitch	Current ¹ (A)	Voltage ^{1,2} (V)	Connection direction
	SPT 35/...-V	-	1 ... 5	15	125 IEC 101 UL (B, C)	1000 IEC 600 UL (B, C)	90°

PCB terminal blocks for conductor cross sections up to 70 mm² (AWG 2/0)

Screw connection with tension sleeve							
 Web code: #0732	Product range	Notes	No. of pos.	Pitch	Current ¹ (A)	Voltage ^{1,2} (V)	Connection direction
	MKDSP 50 MKDSP 50/...-F	Available with and without flange	1 ... 5	17.5	192 IEC 160 UL (B, C)	1000 IEC 600 UL (B, C)	0°

PCB terminal blocks for conductor cross sections up to 95 mm² (AWG 3/0)

Screw connection with tension sleeve							
 Web code: #0733	Product range	Notes	No. of pos.	Pitch	Current ¹ (A)	Voltage ^{1,2} (V)	Connection direction
	MKDSP 95/...-F	-	1 ... 5	20	232 IEC 200 UL (B, C)	1000 IEC 600 UL (B, C)	0°




¹ For more information on UL Use groups A – F, see page 17

² IEC rated insulation voltage with overvoltage category III/pollution degree 2




PCB connectors 0.14 mm² to 35 mm²

PCB connectors for conductor cross sections up to 0.5 mm ² (AWG 20)							
Connectors: Push-in spring connection, female							
 Web code: #0734	Product range	Notes	No. of pos.	Pitch	Current ¹ (A)	Voltage ^{1,2} (V)	Connection direction
	FMC 0,5/...-ST	Gold-plated contact system	2 ... 16	2.54	6 IEC 6 UL (B)	160 IEC 150 UL (B)	0°
Connectors: crimp connection, female							
 Web code: #1610	Product range	Notes	No. of pos.	Pitch	Current ¹ (A)	Voltage ^{1,2} (V)	Connection direction
 	MCC 0,5/...-ST	Gold-plated contact system, crimp contact 0.14 ... 0.5 mm ² and 0.34 ... 0.75 mm ²	2 ... 16	2.54	6 IEC 6 UL (B)	160 IEC 150 UL (B)	0°
Headers: THR soldering, male							
 Web code: #0735	Product range	Notes	No. of pos.	Pitch	Current ¹ (A)	Voltage ^{1,2} (V)	Connection direction
	MC 0,5/...-G-THR	Lateral THR armature, gold-plated contact system	2 ... 16	2.54	6 IEC 6 UL (B)	160 IEC 150 UL (B)	0°
	MCV 0,5/...-G-THR	Lateral THR armature, gold-plated contact system	2 ... 16	2.54	6 IEC 6 UL (B)	160 IEC 150 UL (B)	90°
Headers: SMT soldering, male							
 Web code: #0736	Product range	Notes	No. of pos.	Pitch	Current ¹ (A)	Voltage ^{1,2} (V)	Connection direction
	MC 0,5/...-G-SMD	Lateral THR armature, gold-plated contact system	2 ... 16	2.54	6 IEC 6 UL (B)	160 IEC 150 UL (B)	0°
	MCV 0,5/...-G-SMD	Lateral THR armature, gold-plated contact system	2 ... 16	2.54	6 IEC 6 UL (B)	160 IEC 150 UL (B)	90°
Double-row connectors: Push-in spring connection, female							
 Web code: #1171	Product range	Notes	No. of pos.	Pitch	Current ¹ (A)	Voltage ^{1,2} (V)	Connection direction
	DFMC 0,5/...-ST DFMC 0,5/...-ST-RF	Without flange, with latching flange, double-row, gold-plated contact system	2 ... 16	2.54	6 IEC 6 UL (B)	160 IEC 150 UL (B)	0°
Double-row connectors: crimp connection, female							
 Web code: #1627	Product range	Notes	No. of pos.	Pitch	Current ¹ (A)	Voltage ^{1,2} (V)	Connection direction
 	DMCC 0,5/...-ST	Double-row, gold-plated contact system, crimp contact 0.14 ... 0.5 mm ² and 0.34 ... 0.75 mm ²	2 ... 16	2.54	6 IEC 6 UL (B)	160 IEC 150 UL (B)	0°



Double-row headers: THR soldering, male

 Web code: #1172	Product range	Notes	No. of pos.	Pitch	Current ¹ (A)	Voltage ^{1,2} (V)	Connection direction
	DMC 0,5/...-G1-THR	Double-row, gold-plated contact system, lateral THR armature, integrated THR armature	2 ... 3 4 ... 16	2.54	6 IEC 6 UL (B)	160 IEC 150 UL (B)	0°
	DMCV 0,5/...-G1-THR	Double-row, gold-plated contact system, lateral THR armature, integrated THR armature	2 ... 3 4 ... 16	2.54	6 IEC 6 UL (B)	160 IEC 150 UL (B)	90°



Double-row headers: SMD soldering, male

 Web code: #1173	Product range	Notes	No. of pos.	Pitch	Current ¹ (A)	Voltage ^{1,2} (V)	Connection direction
	DMC 0,5/...-G1-SMD	Double-row, gold-plated contact system, lateral THR armature, integrated THR armature	2 ... 3 4 ... 16	2.54	6 IEC 6 UL (B)	160 IEC 150 UL (B)	0°
	DMCV 0,5/...-G1-SMD	Double-row, gold-plated contact system, lateral THR armature, integrated THR armature	2 ... 3 4 ... 16	2.54	6 IEC 6 UL (B)	160 IEC 150 UL (B)	90°



Double-row connectors: crimp connection, female, shielded

 Web code: #2332	Product range	Notes	No. of pos.	Pitch	Current ¹ (A)	Voltage ^{1,2} (V)	Connection direction
	DMCC 0,5/... shielded	Double-row, gold-plated contact system, shielded, crimp contact 0.14 ... 0.5 mm ² and 0.34 ... 0.75 mm ²	1, 2, 4	2.54	6 IEC 6 UL (B)	160 IEC 150 UL (B)	0°

Double-row headers: THR soldering, male, shielding

















 Web code: #2332	Product range	Notes	No. of pos.	Pitch	Current ¹ (A)	Voltage ^{1,2} (V)	Connection direction
	DMC 0,5/... shielded	Double-row, gold-plated contact system, shielded	1, 2, 4	2.54	6 IEC 6 UL (B)	160 IEC 150 UL (B)	0°

Connectors: Push-in spring connection, female




 Web code: #0737	Product range	Notes	No. of pos.	Pitch	Current ¹ (A)	Voltage ^{1,2} (V)	Connection direction
	FK-MC 0,5/...-ST	With test point	2 ... 12	2.5	4 IEC 4 UL (B)	160 IEC 125 UL (B)	0°

¹ For more information on UL Use groups A – F, see page 17






² IEC rated insulation voltage with overvoltage category III/pollution degree 2

Headers: wave soldering, male							
 Web code: #0738	Product range	Notes	No. of pos.	Pitch	Current ¹ (A)	Voltage ^{1,2} (V)	Connection direction
	MC 0,5/...-G	-	2 ... 12	2.5	4 IEC 4 UL (B)	160 IEC 125 UL (B)	0°
	MCV 0,5/...-G	-	2 ... 12	2.5	4 IEC 4 UL (B)	160 IEC 125 UL (B)	90°
	MCD 0,5/...-G1	Double-row	2 ... 12	2.5	4 IEC 4 UL (B)	160 IEC 125 UL (B)	0°
	MCDV 0,5/...-G1	Double-row	2 ... 12	2.5	4 IEC 4 UL (B)	160 IEC 125 UL (B)	90°
Connectors: Push-in spring connection, female							
 Web code: #0739	Product range	Notes	No. of pos.	Pitch	Current ¹ (A)	Voltage ^{1,2} (V)	Connection direction
	PTSM 0,5/...-P	Black	2 ... 8	2.5	6 IEC 5 UL (B)	160 IEC 150 UL (B)	0°
	PTSM 0,5/...-P	White, higher voltage possible (IEC in accordance with II/2: 320 V)	2 ... 8	2.5	6 IEC 5 UL (B)	160 IEC 150 UL (B)	0°
	PTSM 0,5/...-PL	White, with latching, higher voltage possible (IEC in accordance with II/2: 320 V)	2 ... 8	2.5	6 IEC 5 UL (B)	160 IEC 150 UL (B)	0°
	PTSM 0,5/...-PL	Black, with latching	2 ... 8	2.5	6 IEC 5 UL (B)	160 IEC 150 UL (B)	0°
Connectors: crimp connection, female							
 Web code: #1611	Product range	Notes	No. of pos.	Pitch	Current ¹ (A)	Voltage ^{1,2} (V)	Connection direction
 New	PTCM 0,5/...-PL	White, with latching, crimp contact 0.14 ... 0.5 mm ² and 0.34 ... 0.75 mm ² , (IEC in accordance with II/2: 320 V)	2 ... 8	2.5	6 IEC 6 UL (B)	160 IEC 150 UL (B)	0°
 New	PTCM 0,5/...-PL	Black, with latching, crimp contact 0.14 ... 0.5 mm ² and 0.34 ... 0.75 mm ²	2 ... 8	2.5	6 IEC 5 UL (B)	160 IEC 150 UL (B)	0°
Inverted connectors: Push-in spring connection, male							
 Web code: #0740	Product range	Notes	No. of pos.	Pitch	Current ¹ (A)	Voltage ^{1,2} (V)	Connection direction
	PTSM 0,5/...-PI	White, higher voltage possible (IEC in accordance with II/2: 320 V)	2 ... 8	2.5	6 IEC 5 UL (B)	160 IEC 150 UL (B)	0°
	PTSM 0,5/...-PI	Black	2 ... 8	2.5	6 IEC 5 UL (B)	160 IEC 150 UL (B)	0°




Inverted connectors: crimp connection, male

 Web code: #1612	Product range	Notes	No. of pos.	Pitch	Current ¹ (A)	Voltage ^{1,2} (V)	Connection direction
 New	PTCM 0,5/...-PI	White, crimp contact 0.14...0.5 mm ² and 0.34...0.75 mm ² , (IEC in accordance with II/2: 320 V)	2 ... 8	2.5	6 IEC 5 UL (B)	160 IEC 150 UL (B)	0°
 New	PTCM 0,5/...-PI	Black, crimp contact 0.14 ... 0.5 mm ² and 0.34 ... 0.75 mm ²	2 ... 8	2.5	"6 IEC 5 UL (B)"	"160 IEC 150 UL (B)"	0°






Headers: THR soldering, male

 Web code: #0741	Product range	Notes	No. of pos.	Pitch	Current ¹ (A)	Voltage ^{1,2} (V)	Connection direction
	PTSM 0,5/...-HH-THR	Black	2 ... 8	2.5	6 IEC 5 UL (B)	160 IEC 150 UL (B)	0°
	PTSM 0,5/...-HV-THR	Black	2 ... 8	2.5	6 IEC 5 UL (B)	160 IEC 150 UL (B)	90°
	PTSM 0,5/...-HH-THR	White, higher voltage possible (IEC in accordance with II/2: 320 V)	2 ... 8	2.5	6 IEC 5 UL (B)	160 IEC 150 UL (B)	0°
	PTSM 0,5/...-HV-THR	White, higher voltage possible (IEC in accordance with II/2: 320 V)	2 ... 8	2.5	6 IEC 5 UL (B)	160 IEC 150 UL (B)	90°

Inverted headers: THR soldering, female

 Web code: #0742	Product range	Notes	No. of pos.	Pitch	Current ¹ (A)	Voltage ^{1,2} (V)	Connection direction
	PTSM 0,5/...-HHI-THR	Black	2 ... 8	2.5	6 IEC 5 UL (B)	160 IEC 150 UL (B)	0°
	PTSM 0,5/...-HHI-THR	White, higher voltage possible (IEC in accordance with II/2: 320 V)	2 ... 8	2.5	6 IEC 5 UL (B)	160 IEC 150 UL (B)	0°

Headers: SMT soldering, male

 Web code: #0743	Product range	Notes	No. of pos.	Pitch	Current ¹ (A)	Voltage ^{1,2} (V)	Connection direction
	PTSM 0,5/...-HH-SMD	Black	2 ... 8	2.5	6 IEC 5 UL (B)	160 IEC 150 UL (B)	0°
	PTSM 0,5/...-HH-SMD	White, higher voltage possible (IEC in accordance with II/2: 320 V)	2 ... 8	2.5	6 IEC 5 UL (B)	160 IEC 150 UL (B)	0°
	PTSM 0,5/...-HV-SMD	White, higher voltage possible (IEC in accordance with II/2: 320 V)	2 ... 8	2.5	6 IEC 5 UL (B)	160 IEC 150 UL (B)	90°
	PTSM 0,5/...-HTB-SMD	White, higher voltage possible (IEC in accordance with II/2: 320 V)	2 ... 8	2.5	6 IEC 5 UL (B)	160 IEC 150 UL (B)	-90°




¹ For more information on UL Use groups A – F, see page 17

² IEC rated insulation voltage with overvoltage category III/pollution degree 2



Inverted headers: SMT soldering, female							
 Web code: #0744	Product range	Notes	No. of pos.	Pitch	Current ¹ (A)	Voltage ^{1,2} (V)	Connection direction
	PTSM 0,5/...-HHI-SMD	Black	2 ... 8	2.5	6 IEC 5 UL (B)	160 IEC 150 UL (B)	0°
	PTSM 0,5/...-HHI-SMD	White, higher voltage possible (IEC in accordance with II/2: 320 V)	2 ... 8	2.5	6 IEC 5 UL (B)	160 IEC 150 UL (B)	0°
Direct connectors for flexible PCBs							
 Web code: #0745	Product range	Notes	No. of pos.	Pitch	Current ¹ (A)	Voltage ^{1,2} (V)	Connection direction
	PTF 0,3/...-WB	Connectors for 8 and 10 mm wide flexible PCBs	2 ... 4		5 IEC 5 UL 1977	24 IEC 60 UL 1977	0°
	PTF 0,3/...-BB	PCB connectors for 8 and 10 mm wide flexible PCBs	2 ... 4		5 IEC 5 UL 1977	24 IEC 60 UL 1977	0°
	PTF 0,3/...-FLEX	Connection PCBs	2 ... 4		5 IEC	24 IEC	
Connectors: Push-in spring connection							
 Web code: #0746	Product range	Notes	No. of pos.	Pitch	Current ¹ (A)	Voltage ^{1,2} (V)	Connection direction
	FK-MPT 0,5/...-ST	TWIN connection Can be plugged onto pin strips	2 ... 16	3.5	4 IEC 4 UL (B, D)	250 IEC 300 UL (B, D)	0°
Pin strips: THR and wave soldering							
 Web code: #0747	Product range	Notes	No. of pos.	Pitch	Current ¹ (A)	Voltage ^{1,2} (V)	Connection direction
	PST 1,0/...-H	-	2 ... 16	3.5	8 IEC 10 UL (B)	250 IEC 300 UL (B)	0°
	PST 1,0/...-V	-	2 ... 16	3.5	8 IEC 10 UL (B)	250 IEC 300 UL (B)	90°

PCB connectors for conductor cross sections up to 1.5 mm² (AWG 16)



Connectors: screw connection with wire guard

 Web code: #0749	Product range	Notes	No. of pos.	Pitch	Current ¹ (A)	Voltage ^{1,2} (V)	Connection direction
	PT 1,5/...-PH	Can be plugged onto pin strips	2 ... 16	3.5	8 IEC 10 UL (B, D)	200 IEC 300 UL (B, D)	0°
	PT 1,5/...-PVH	Can be plugged onto pin strips	2 ... 16	3.5	8 IEC 10 UL (B, D)	200 IEC 300 UL (B, D)	0°/90°






Connectors: screw connection with tension sleeve

 Web code: #0750	Product range	Notes	No. of pos.	Pitch	Current ¹ (A)	Voltage ^{1,2} (V)	Connection direction
	PT 1,5/...-PH CLIP	Can be clipped into device housing, contacted with pin strips	2 ... 16	5.0	10 IEC 10 UL (B, D)	400 IEC 300 UL (B, D)	180°



Connectors: Push-in spring connection

 Web code: #0751	Product range	Notes	No. of pos.	Pitch	Current ¹ (A)	Voltage ^{1,2} (V)	Connection direction
	PTDA 1,5/...-PH	TWIN connection, can be plugged onto pin strips	2 ... 16	3.5	8 IEC 10 UL (B)	240 IEC 150 UL (B)	45°



Pin strips: THR and wave soldering

 Web code: #0752	Product range	Notes	No. of pos.	Pitch	Current ¹ (A)	Voltage ^{1,2} (V)	Connection direction
	PST 1,0/...-H	-	2 ... 16	3.5	8 IEC 10 UL (B)	250 IEC 300 UL (B)	0°
	PST 1,0/...-V	-	2 ... 16	3.5	8 IEC 10 UL (B)	250 IEC 300 UL (B)	90°
	PST 1,3/...-H	-	2 ... 16	5.0	12 IEC 16 UL (B) 10 UL (D)	320 IEC 300 UL (B) 300 UL (D)	0°
	PST 1,3/...-V	-	2 ... 16	5.0	12 IEC 16 UL (B) 10 UL (D)	320 IEC 300 UL (B) 300 UL (D)	90°

Double-row connectors: Push-in spring connection, SKEDD direct connection technology

 Web code: #1206	Product range	Notes	No. of pos.	Pitch	Current ¹ (A)	Voltage ^{1,2} (V)	Connection direction
	SDDC 1,5/...-PV-3,5	With body-bound rivets for latching on the PCB	2 ... 16	3.5	8 IEC 8 UL (B, D)	160 IEC 300 UL (B, D)	90°








Double-row male connectors: crimp connection, SKEDD direct connection technology

 Web code: #1614	Product range	Notes	No. of pos.	Pitch	Current ¹ (A)	Voltage ^{1,2} (V)	Connection direction
 New	CDDC 1,5/...-PV-3,5	With body-bound rivets for latching on the PCB	2 ... 8	3.5	8 IEC 8 UL (B, D)	160 IEC 300 UL (B, D)	90°



¹ For more information on UL Use groups A – F, see page 17

² IEC rated insulation voltage with overvoltage category III/pollution degree 2




Connectors: spring-cage connection, direct connection technology (edge connector)

 Web code: #0771	Product range	Notes	No. of pos.	Pitch	Current ¹ (A)	Voltage ^{1,2} (V)	Connection direction
	ZEC 1,0/...ST	Wire-to-board	2 ... 12	3.5	8 IEC 8 UL (B)	200 IEC 150 UL (B)	0°
	ZEC 1,0/...LPV	Board-to-board	2 ... 12	3.5	8 IEC 8 UL (B)	200 IEC 150 UL (B)	0°
	ZEC 1,5/...ST	Wire-to-board	2 ... 12	5.0	10 IEC 10 UL (B, D)	320 IEC 300 UL (B, D)	0°
	ZEC 1,5/...LPV	Board-to-board	2 ... 12	5.0	10 IEC 10 UL (B, D)	320 IEC 300 UL (B, D)	0°
	ZEC 1,5/...ST	Wire-to-board	2 ... 12	7.5	10 IEC 10 UL (B, D)	630 IEC 300 UL (B, D)	0°
	ZEC 1,5/...LPV	Board-to-board	2 ... 12	7.5	10 IEC 10 UL (B, D)	630 IEC 300 UL (B, D)	0°




Double-row connectors: Push-in spring connection, female

 Web code: #1175	Product range	Notes	No. of pos.	Pitch	Current ¹ (A)	Voltage ^{1,2} (V)	Connection direction
	DFMC 1,5/...-ST DFMC 1,5/...-STF DFMC 1,5/...-ST-LR	Without flange, with screw flange, with Lock and Release latching	2 ... 20	3.5	8 IEC 8 UL (B, D)	160 IEC 300 UL (B, D)	0°






Double row headers: wave soldering, male

 Web code: #2332	Product range	Notes	No. of pos.	Pitch	Current ¹ (A)	Voltage ^{1,2} (V)	Connection direction
	DMC 1,5/...-G1 DMC 1,5/...-G1F-LR	Without flange, with threaded flange, and Lock and Release latching	2 ... 20	3.5	8 UL (B,D)	150 UL (B) 300 UL (D)	0°
	DMCV 1,5/...-G1 DMCV 1,5/...-G1F-LR	Without flange, with threaded flange, and Lock and Release latching	2 ... 20	3.5	8 UL (B,D)	300 UL (B,D)	90°



Double-row headers: THR soldering, male

 Web code: #1245	Product range	Notes	No. of pos.	Pitch	Current ¹ (A)	Voltage ^{1,2} (V)	Connection direction
	DMC 1,5/...-G1-THR DMC 1,5/...-G1F-LR-THR	Without flange With threaded flange and Lock and Release latching	2 ... 20	3.5	8 IEC 8 UL (B, D)	160 IEC 150 UL (B) 300 UL (D)	0°
	DMCV 1,5/...-G1-THR DMCV 1,5/...-G1F-LR-THR	Without flange With threaded flange and Lock and Release latching	2 ... 20	3.5	8 IEC 8 UL (B, D)	160 IEC 300 UL (B, D)	90°



Connectors: screw connection with tension sleeve, female

 Web code: #0753	Product range	Notes	No. of pos.	Pitch	Current ¹ (A)	Voltage ^{1,2} (V)	Connection direction
	MC 1,5/...-ST MC 1,5/...-STF MC 1,5/...-ST-LR	Without flange With screw flange With Lock and Release latching	2 ... 20 2 ... 20 2 ... 16	3.5/3.81	8 IEC 8 UL (B, D)	160 IEC 300 UL (B, D)	0°
	MC 1,5/...-STZ	With pull-out aid	3 ... 20	3.5/3.81	8 IEC 8 UL (B, D)	160 IEC 300 UL (B, D)	0°
	MCVR 1,5/...-ST MCVR 1,5/...-STF	Without flange With screw flange Conductor entry facing the coded side	2 ... 16	3.5/3.81	8 IEC 8 UL (B, D)	160 IEC 300 UL (B, D)	90°
	MCVW 1,5/...-ST MCVW 1,5/...-STF	Without flange With screw flange Conductor entry facing rippled side	2 ... 16	3.5/3.81	8 IEC 8 UL (B, D)	160 IEC 300 UL (B, D)	-90°






Connectors: front screw connection, female

 Web code: #0755	Product range	Notes	No. of pos.	Pitch	Current ¹ (A)	Voltage ^{1,2} (V)	Connection direction
	FRONT-MC 1,5/...-ST FRONT-MC 1,5/...-STF	Without flange With screw flange	2 ... 20	3.81	8 IEC 8 UL (B, D)	160 IEC 300 UL (B, D)	0°

Inverted connectors: screw connection with tension sleeve, male

 Web code: #0754	Product range	Notes	No. of pos.	Pitch	Current ¹ (A)	Voltage ^{1,2} (V)	Connection direction
	IMC 1,5/...-ST IMC 1,5/...-STGF	Without flange With threaded flange	2 ... 16	3.81	8 IEC 8 UL (B, D)	160 IEC 300 UL (B, D)	0°

Connectors: Push-in spring connection, female








 Web code: #0756	Product range	Notes	No. of pos.	Pitch	Current ¹ (A)	Voltage ^{1,2} (V)	Connection direction
	FK-MCP 1,5/...-ST FK-MCP 1,5/...-STF FK-MCP 1,5/...-ST-LR	Without flange With screw flange With Lock and Release latching	2 ... 20	3.5/3.81	8 IEC 8 UL (B, D)	160 IEC 300 UL (B, D)	0°
	FMC 1,5/...-ST FMC 1,5/...-STF FMC 1,5/...-ST-RF	Without flange With screw flange With latching flange	2 ... 20	3.5/3.81	8 IEC 8 UL (B)	160 IEC 150 UL (B)	0°
	FMCD 1,5/...-ST	-	2 ... 16	3.5	8 IEC 8 UL (B)	160 IEC 150 UL (B)	0°
	TFMC 1,5/...-ST TFMC 1,5/...-STF	TWIN design Without flange With screw flange	2 ... 10	3.5	8 IEC 8 UL (B)	160 IEC 300 UL (B)	0°

¹ For more information on UL Use groups A – F, see page 17





² IEC rated insulation voltage with overvoltage category III/pollution degree 2

Inverted connectors: Push-in spring connection, male							
 Web code: #0757	Product range	Notes	No. of pos.	Pitch	Current ¹ (A)	Voltage ^{1,2} (V)	Connection direction
	IFMC 1,5/...-ST IFMC 1,5/...-ST-RF IFMC 1,5/...-ST-RN	Without flange With latching flange With snap-in latch	2 ... 12	3.5	8 IEC 8 UL (B)	160 IEC 150 UL (B)	0°
Connectors: IDC insulation displacement connection, female							
 Web code: #0758	Product range	Notes	No. of pos.	Pitch	Current ¹ (A)	Voltage ^{1,2} (V)	Connection direction
	QC 0,5/...-ST QC 0,5/...-STF	Without flange With screw flange	2 ... 16	3.81	6 IEC 6 UL (B, C)	200 IEC 300 UL (B, C)	90°
Connectors: crimp connection, female							
 Web code: #0759	Product range	Notes	No. of pos.	Pitch	Current ¹ (A)	Voltage ^{1,2} (V)	Connection direction
	MCC 1/...-STZ MCC 1/...-STZF	Without flange With screw flange	2 ... 20	3.81	8 IEC 5 UL (B, D)	160 IEC 300 UL (B, D)	0°
Headers: THR soldering, male							
 Web code: #0760	Product range	Notes	No. of pos.	Pitch	Current ¹ (A)	Voltage ^{1,2} (V)	Connection direction
	MC 1,5/...-G-THR MC 1,5/...-GF-THR	Without flange With threaded flange	2 ... 20	3.5/3.81	8 IEC 8 UL (B, D)	160 IEC 300 UL (B, D)	0°
	MCV 1,5/...-G-THR MCV 1,5/...-GF-THR	Without flange With threaded flange	2 ... 20	3.5/3.81	8 IEC 8 UL (B, D)	160 IEC 300 UL (B, D)	90°
	MCDN 1,5/...-G1-THR MCDN 1,5/...-G1-RN-THR	Without flange With snap-in latch	2 ... 20	3.5/3.81 3.5	8 IEC 8 UL (B)	160 IEC 150 UL (B)	0°
	MCDNV 1,5/...-G1-THR MCDNV 1,5/...-G1-RN-THR	Without flange With snap-in latch	2 ... 20	3.5/3.81 3.5	8 IEC 8 UL (B)	160 IEC 150 UL (B)	90°
Inverted headers: THR soldering, female							
 Web code: #0761	Product range	Notes	No. of pos.	Pitch	Current ¹ (A)	Voltage ^{1,2} (V)	Connection direction
	IMC 1,5/...-G-THR IMC 1,5/...-G-RN-THR	Without flange With snap-in latch	2 ... 12	3.5	8 IEC 8 UL (B, D)	160 IEC 300 UL (B, D)	0°
	IMCV 1,5/...-G-THR IMCV 1,5/...-G-RN-THR	Without flange With snap-in latch	2 ... 12	3.5	8 IEC 8 UL (B, D)	160 IEC 300 UL (B, D)	90°




Headers: wave soldering, male

 Web code: #0762	Product range	Notes	No. of pos.	Pitch	Current ¹ (A)	Voltage ^{1,2} (V)	Connection direction
	MC 1,5/...-G MC 1,5/...-GF MC 1,5/...-G-RN MC 1,5/...-GF-LR	Without flange With threaded flange With snap-in latch With Lock and Release latching	2 ... 20	3.5/3.81 3.5/3.81 3.5 3.5/3.81	8 IEC 8 UL (B, D)	160 IEC 300 UL (B, D)	0°
	MCV 1,5/...-G MCV 1,5/...-GF MCV 1,5/...-G-RN MCV 1,5/...-GF-LR	Without flange With threaded flange With snap-in latch With Lock and Release latching	2 ... 20	3.5/3.81 3.5/3.81 3.5 3.5/3.81	8 IEC 8 UL (B, D)	160 IEC 300 UL (B, D)	90°
	SMC 1,5/...-G SMC 1,5/...-GF	Without flange With threaded flange	2 ... 18 2 ... 16	3.81	8 IEC 8 UL (B, D)	160 IEC 300 UL (B, D)	45°
	MCO 1,5/...-GR MCO 1,5/...-GL	Right version Left version	3 ... 10	3.81	8 IEC 8 UL (B, D)	160 IEC 300 UL (B, D)	0°
	MCO 1,5/...-G1R MCO 1,5/...-G1L	Right version Left version	3 ... 5	3.5	8 IEC 8 UL (B, D)	160 IEC 300 UL (B, D)	0°
	MCD 1,5/...-G MCD 1,5/...-GF	Without flange With threaded flange	2 ... 16	3.81	8 IEC 8 UL (B, D)	160 IEC 300 UL (B, D)	0°

Headers: wave soldering, male

 Web code: #0762	Product range	Notes	No. of pos.	Pitch	Current ¹ (A)	Voltage ^{1,2} (V)	Connection direction
	MCDV 1,5/...-G MCDV 1,5/...-GF	Without flange With threaded flange	2 ... 16	3.81	8 IEC 8 UL (B, D)	160 IEC 300 UL (B, D)	90°
	MCD 1,5/...-G1 MCD 1,5/...-G1F	Without flange With threaded flange	2 ... 16	3.81	8 IEC 8 UL (B, D)	160 IEC 300 UL (B, D)	0°
	MCDV 1,5/...-G1 MCDV 1,5/...-G1F	Without flange With threaded flange	2 ... 16	3.81	8 IEC 8 UL (B, D)	160 IEC 300 UL (B, D)	90°

Inverted headers: wave soldering, female

 Web code: #0764	Product range	Notes	No. of pos.	Pitch	Current ¹ (A)	Voltage ^{1,2} (V)	Connection direction
	IMC 1,5/...-G	-	2 ... 16	3.81	8 IEC 8 UL (B, D)	160 IEC 300 UL (B, D)	0°
	IMCV 1,5/...-G	-	2 ... 16	3.81	8 IEC 8 UL (B, D)	160 IEC 300 UL (B, D)	90°



¹ For more information on UL Use groups A – F, see page 17

² IEC rated insulation voltage with overvoltage category III/pollution degree 2



Direct plug-in block, male							
 Web code: #0766	Product range	Notes	No. of pos.	Pitch	Current ¹ (A)	Voltage ^{1,2} (V)	Connection direction
	MCVU 1,5/...-GFD	With threaded flange and screw connection on PCB	2 ... 16	3.81	8 IEC 8 UL (B, D)	160 IEC 300 UL (B, D)	0°
Connectors: screw connection with tension sleeve, female							
 Web code: #0767	Product range	Notes	No. of pos.	Pitch	Current ¹ (A)	Voltage ^{1,2} (V)	Connection direction
	MC 1,5/...-ST MC 1,5/...-STF	Without flange With screw flange	2 ... 12	5.08	8 IEC 8 UL (B, D)	320 IEC 300 UL (B, D)	0°
	MC 1,5/...-ST1 MC 1,5/...-ST1F	Without flange With screw flange	2 ... 12	5.08	8 IEC 8 UL (B, D)	320 IEC 300 UL (B, D)	0°
Headers: wave soldering, male							
 Web code: #0768	Product range	Notes	No. of pos.	Pitch	Current ¹ (A)	Voltage ^{1,2} (V)	Connection direction
	MC 1,5/...-G MC 1,5/...-GF	Without flange With threaded flange	2 ... 12	5.08	8 IEC 8 UL (B, D)	320 IEC 300 UL (B, D)	0°
	MCV 1,5/...-G MCV 1,5/...-GF	Without flange With threaded flange	2 ... 12	5.08	8 IEC 8 UL (B, D)	320 IEC 300 UL (B, D)	90°
Feed-through connectors, male							
 Web code: #0769	Product range	Notes	No. of pos.	Pitch	Current ¹ (A)	Voltage ^{1,2} (V)	Connection direction
	PSC 1,5/...-M	Shielded POWER SUBCON header for panel thicknesses up to 4.5 mm	3, 5	3.5	8 IEC 8 UL (B, D)	320 IEC 300 UL (B, D)	0°
	DFK-MC 1,5/...-GF	Header with threaded flange, with solder or spade connection	2 ... 16	3.81	8 IEC 8 UL (B, D)	160 IEC 300 UL (B, D)	0°
Feed-through connectors, male							
 Web code: #0770	Product range	Notes	No. of pos.	Pitch	Current ¹ (A)	Voltage ^{1,2} (V)	Connection direction
	PSC 1,5/...-F	Shielded POWER SUBCON connector with screw connection	3, 5	3.5	8 IEC 8 UL (B, D)	320 IEC 300 UL (B, D)	0°

PCB connectors for conductor cross sections up to 2.5 mm² (AWG 14)





Connectors: screw connection with wire guard

 Web code: #0772	Product range	Notes	No. of pos.	Pitch	Current ¹ (A)	Voltage ^{1,2} (V)	Connection direction
	PT 1,5/...-PVH	Can be plugged onto pin strips	2 ... 16	5.0	12 IEC 15 UL (B) 10 UL (D)	320 IEC 300 UL (B) 300 UL (D)	0° / 90°




Connectors: screw connection with tension sleeve

 Web code: #0773	Product range	Notes	No. of pos.	Pitch	Current ¹ (A)	Voltage ^{1,2} (V)	Connection direction
	PT 1,5/...-PH	Can be plugged onto pin strips	2 ... 16	5.0	10 IEC 10 UL (B, D)	400 IEC 300 UL (B, D)	0°



Connectors: Push-in spring connection

 Web code: #0774	Product range	Notes	No. of pos.	Pitch	Current ¹ (A)	Voltage ^{1,2} (V)	Connection direction
	PTS 1,5/...-PH	Can be plugged onto pin strips	2 ... 12	5.0	10 IEC 7 UL (B, D)	400 IEC 300 UL (B, D)	0° / 180°
	PTS 1,5/...-PH CLIP	Can be clipped into device housing, contacted with pin strips	2 ... 12	5.0	10 IEC 7 UL (B, D)	400 IEC 300 UL (B, D)	180°
	PTDA 2,5/...-PH	TWIN connection, Can be plugged onto pin strips	2 ... 16	5.0	13.5 IEC 13.5 UL (B) 10 UL (D)	400 IEC 300 UL (B) 300 UL (D)	45°

Pin strips: THR and wave soldering

 Web code: #0775	Product range	Notes	No. of pos.	Pitch	Current ¹ (A)	Voltage ^{1,2} (V)	Connection direction
	PST 1,3/...-H	THR/wave-solderable	2 ... 16	5.0	12 IEC 16 UL (B) 10 UL (D)	320 IEC 300 UL (B) 300 UL (D)	0°
	PST 1,3/...-V	THR/wave-solderable	2 ... 16	5.0	12 IEC 16 UL (B) 10 UL (D)	320 IEC 300 UL (B) 300 UL (D)	90°



Connectors: Push-in spring connection, SKEDD direct connection technology

 Web code: #0786	Product range	Notes	No. of pos.	Pitch	Current ¹ (A)	Voltage ^{1,2} (V)	Connection direction
	SDC 2,5/...-PV-5,0-ZB	With body-bound rivets for latching on the PCB	1 ... 16	5.0	12 IEC 12 UL (B, D)	320 IEC 300 UL (B, D)	90°













¹ For more information on UL Use groups A – F, see page 17








² IEC rated insulation voltage with overvoltage category III/pollution degree 2

Double-row male connectors: crimp connection, SKEDD direct connection technology




 Web code: #1615	Product range	Notes	No. of pos.	Pitch	Current ¹ (A)	Voltage ^{1,2} (V)	Connection direction
	CDDC 2,5/...-PV-3,5	With body-bound rivets for latching on the PCB	2 ... 8	5.0	12 IEC 12 UL (B, D)	320 IEC 300 UL (B, D)	90°

Connectors: screw connection with tension sleeve, female





 Web code: #0776	Product range	Notes	No. of pos.	Pitch	Current ¹ (A)	Voltage ^{1,2} (V)	Connection direction
	MSTB 2,5/...-ST MSTB 2,5/...-STF MSTB 2,5/...-ST-LR	Without flange With screw flange With Lock and Release latching	2 ... 24 2 ... 20 2 ... 20	5.0/5.08	12 IEC 15 UL (B) 10 UL (D)	320 IEC 300 UL (B) 300 UL (D)	0°
	MSTB 2,5/...-STF-EX	With screw flange	2 ... 12	5.08	12 IEC	176 IEC	0°
	MSTB 2,5/...-STZ	With pull-out aid	2 ... 16	5.0/5.08	12 IEC 12 UL (B) 10 UL (D)	320 IEC 250 UL (B) 300 UL (D)	0°
	MSTBP 2,5/...-ST	With test point	2 ... 24	5.0/5.08	12 IEC 15 UL (B) 10 UL (D)	320 IEC 300 UL (B) 300 UL (D)	0°
	MSTBT 2,5/...-ST MSTBT 2,5/...-STF	Contact area moved to the top Without flange With screw flange	2 ... 18	5.0/5.08	12 IEC 15 UL (B) 10 UL (D)	320 IEC 300 UL (B) 300 UL (D)	0°
	MVSTBR 2,5/...-ST MVSTBR 2,5/...-STF	Conductor entry facing the coded side, without flange With screw flange	2 ... 24 2 ... 20	5.0/5.08	12 IEC 15 UL (B) 10 UL (D)	320 IEC 300 UL (B) 300 UL (D)	90°
	MVSTBR 2,5/...-STF-EX	Conductor entry facing the coded side, with screw flange	2 ... 12	5.08	12 IEC	176 IEC	90°
	MVSTBW 2,5/...-ST MVSTBW 2,5/...-STF	Conductor entry facing the rippled side Without flange With screw flange	2 ... 24 2 ... 20	5.0/5.08	12 IEC 15 UL (B) 10 UL (D)	320 IEC 300 UL (B) 300 UL (D)	-90°
	MVSTBW 2,5/...-STF-EX	Conductor entry facing the rippled side With screw flange	2 ... 12	5.08	12 IEC	176 IEC	-90°
	SMSTB 2,5/...-ST SMSTB 2,5/...-STF	Without flange With screw flange	2 ... 24	5.0/5.08	12 IEC 15 UL (B) 10 UL (D)	320 IEC 300 UL (B) 300 UL (D)	-45°
	TVMSTB 2,5/...-ST TVMSTB 2,5/...-STF	TWIN design Without flange With screw flange	2 ... 10	5.08	12 IEC 10 UL (B, D)	400 IEC 300 UL (B, D)	90°/ -90°

	TMSTBP 2,5/...-ST TMSTBP 2,5/...-STF	TWIN design Without flange With screw flange	2 ... 10	5.08	12 IEC 15 UL (B) 10 UL (D)	320 IEC 300 UL (B) 300 UL (D)	0°
	GMSTB 2,5/...-ST GMSTB 2,5/...-STF	Without flange With screw flange	2 ... 12	7.5/7.62 7.62	12 IEC 15 UL (B) 10 UL (D)	630 IEC 300 UL (B) 300 UL (D)	0°
	GMSTB 2,5/...-STF-EX	With screw flange	2 ... 12	7.62	12 IEC	352 IEC	0°
	GMVSTBR 2,5/...-ST GMVSTBR 2,5/...-STF	Conductor entry facing the coded side, Without flange With screw flange	2 ... 12	7.5/7.62 7.62	12 IEC 15 UL (B) 10 UL (D)	630 IEC 300 UL (B) 300 UL (D)	90°
	GMVSTBR 2,5/...-STF-EX	Conductor entry facing the coded side, With screw flange	2 ... 12	7.62	12 IEC	352 IEC	90°
	GMVSTBW 2,5/...-ST GMVSTBW 2,5/...-STF	Conductor entry facing the rippled side Without flange With screw flange	2 ... 12	7.5/7.62 7.62	12 IEC 15 UL (B) 10 UL (D)	630 IEC 300 UL (B) 300 UL (D)	-90°
	GMVSTBW 2,5/...-STF-EX	Conductor entry facing the rippled side With screw flange	2 ... 12	7.62	12 IEC	352 IEC	-90°

Connectors: front screw connection, female

 Web code: #0778	Product range	Notes	No. of pos.	Pitch	Current ¹ (A)	Voltage ^{1,2} (V)	Connection direction
	FRONT-MSTB 2,5/...-ST FRONT-MSTB 2,5/...-STF	Without flange With screw flange	2 ... 24	5.0/5.08	12 IEC 15 UL (B) 10 UL (D)	320 IEC 300 UL (B) 300 UL (D)	0°
	FRONT-GMSTB 2,5/...-ST FRONT-GMSTB 2,5/...-STF	Without flange With screw flange	2 ... 12	7.62	12 IEC 15 UL (B) 10 UL (D)	630 IEC 300 UL (B) 300 UL (D)	0°















Inverted connectors: screw connection with tension sleeve, male

 Web code: #0777	Product range	Notes	No. of pos.	Pitch	Current ¹ (A)	Voltage ^{1,2} (V)	Connection direction
	IC 2,5/...-ST IC 2,5/...-STF IC 2,5/...-STGF	Without flange With screw flange With threaded flange	2 ... 24 2 ... 20 2 ... 20	5.08	12 IEC 12 UL (B) 10 UL (D)	320 IEC 250 UL (B) 300 UL (D)	0°
	IC 2,5/...-STF-EX	With screw flange	2 ... 12	5.08	12 IEC	176 IEC	0°
	GIC 2,5/...-ST GIC 2,5/...-STF GIC 2,5/...-STGF	Without flange With screw flange With threaded flange	2 ... 12	7.62	12 IEC 12 UL (B) 10 UL (D)	630 IEC 250 UL (B) 300 UL (D)	0°






¹ For more information on UL Use groups A – F, see page 17

² IEC rated insulation voltage with overvoltage category III/pollution degree 2





Connectors: Push-in spring connection, female

 Web code: #0779	Product range	Notes	No. of pos.	Pitch	Current ¹ (A)	Voltage ^{1,2} (V)	Connection direction
	FKC 2,5/...-ST FKC 2,5/...-STF FKC 2,5/...-ST-RF FKC 2,5/...-ST-LR	Without flange With screw flange With latching flange With Lock and Release latching	2 ... 24 2 ... 24 2 ... 16 2 ... 20	5.0/5.08 5.0/5.08 5.0/5.08 5.08	12 IEC 10 UL (B, D)	320 IEC 300 UL (B, D)	0°
 	FKC 2,5/...-STF-EX FKC 2,5/...-ST-RF-EX FKC 2,5/...-ST-LR-EX	With screw flange With latching flange With Lock and Release latching	2 ... 12 2 ... 12 On request	5.08	12 IEC	176 IEC	0°
	FKCS 2,5/...-ST FKCS 2,5/...-ST-RF	Without flange With latching flange	2 ... 20 2 ... 16	5.0/5.08 5.08	12 IEC 10 UL (B, D)	320 IEC 300 UL (B, D)	0°
	FKCT 2,5/...-ST FKCT 2,5/...-STF	Without flange With screw flange	2 ... 20 2 ... 18	5.0/5.08	12 IEC 10 UL (B, D)	320 IEC 300 UL (B, D)	0°
	FKCN 2,5/...-ST FKCN 2,5/...-STF	Without flange With screw flange	2 ... 18	5.0/5.08	12 IEC 10 UL (B, D)	320 IEC 300 UL (B, D)	0°
	FKCVR 2,5/...-ST FKCVR 2,5/...-STF	Conductor entry facing the coded side Without flange With screw flange	2 ... 18 2 ... 16	5.0/5.08	12 IEC 10 UL (B, D)	320 IEC 300 UL (B, D)	90°
	FKCVW 2,5/...-ST FKCVW 2,5/...-STF	Conductor entry facing the rippled side Without flange With screw flange	2 ... 18 2 ... 16	5.0/5.08	12 IEC 10 UL (B, D)	320 IEC 300 UL (B, D)	-90°
	FKCOR 2,5/...-ST FKCOR 2,5/...-STF FKCOR 2,5/...-ST-LR	Conductor entry facing the coded side Without flange With screw flange With Lock and Release latching	2 ... 24	5.08	12 IEC 10 UL (B, C)	320 IEC 300 UL (B, C)	90°
	FKCOW 2,5/...-ST FKCOW 2,5/...-STF	Conductor entry facing the rippled side Without flange With screw flange	2 ... 24	5.08	12 IEC 10 UL (B, C)	320 IEC 300 UL (B, C)	-90°
	TVFKC 1,5/...-ST TVFKCL 1,5/...-ST	TWIN design Contact area, short Contact area, long	2 ... 10	5.0	10 IEC 8 UL (B,DC)	320 IEC 300 UL (B, D)	0°
	TFKC 2,5/...-ST TFKC 2,5/...-STF TFKC 2,5/...-ST-LR	TWIN design Without flange With screw flange With Lock and Release latching	2 ... 10	5.08	12 IEC 10 UL (B, D)	320 IEC 300 UL (B, D)	0°
	GFKC 2,5/...-ST GFKC 2,5/...-STF	Without flange With screw flange	2 ... 12	7.5/7.62 7.62	12 IEC 10 UL (B, D)	630 IEC 300 UL (B, D)	0°
 	GFKC 2,5/...-STF-EX	With screw flange	2 ... 12	7.62	12 IEC	352 IEC	0°




Inverted connectors: Push-in spring connection, male

 Web code: #0780	Product range	Notes	No. of pos.	Pitch	Current ¹ (A)	Voltage ^{1,2} (V)	Connection direction
	FKIC 2,5/...-ST FKIC 2,5/...-STF FKIC 2,5/...-ST-RN	Without flange With screw flange With snap-in latch	2 ... 16	5.0/5.08	12 IEC 10 UL (B, D)	320 IEC 300 UL (B, D)	0°
	FKIC 2,5/...-STF-EX	With screw flange	2 ... 12	5.08	12 IEC	176 IEC	0°
	FKICS 2,5/...-STD-RN	With snap-in latch and direct mounting	2 ... 16	5.08	12 IEC 10 UL (B, D)	320 IEC 300 UL (B, D)	0°
	GFKIC 2,5/...-ST	Without flange	2 ... 12	7.62	12 IEC 10 UL (B, D)	630 IEC 300 UL (B, D)	0°



Connectors: IDC insulation displacement connection, female

 Web code: #0781	Product range	Notes	No. of pos.	Pitch	Current ¹ (A)	Voltage ^{1,2} (V)	Connection direction
	QC 1/...-ST QC 1/...-STF	Without flange With screw flange	2 ... 18 2 ... 16	5.08	10 IEC 10 UL (B, D)	630 IEC 300 UL (B, D)	90°
	QC 1/...-ST-BUS	BUS connection for looping through the conductor	2 ... 6	5.0	10 IEC 10 UL (B, D)	630 IEC 300 UL (B, D)	90°/-90°
	QC 1,5/...-ST QC 1,5/...-STF	Without flange With screw flange	2 ... 16	5.0	12 IEC 10 UL (B, D)	630 IEC 300 UL (B, D)	0°



Connectors: crimp connection, female

 Web code: #0782	Product range	Notes	No. of pos.	Pitch	Current ¹ (A)	Voltage ^{1,2} (V)	Connection direction
	MSTBC 2,5/...-ST	For crimp contacts MSTBC-MT 0,5-1,0 and MSTBC-MT 1,5-2,5	2 ... 24	5.08	12 IEC 10 UL (B) 10 UL (D)	320 IEC 250 UL (B) 300 UL (D)	0°
	MSTBC 2,5/...-STZ MSTBC 2,5/...-STZF MSTBC 2,5/...-STZ-R MSTBC 2,5/...-STZFD	Pull-out aid option With and without screw flange With latching flange With screw flange and direct fastening	2 ... 24	5.08	12 IEC 10 UL (B) 10 UL (D)	320 IEC 250 UL (B) 300 UL (D)	0°

Inverted connectors: crimp connection, male



 Web code: #0783	Product range	Notes	No. of pos.	Pitch	Current ¹ (A)	Voltage ^{1,2} (V)	Connection direction
	ICC 2,5/...-STZ ICC 2,5/...-STZF ICC 2,5/...-STZFD	Pull-out aid option With and without screw flange With screw flange and direct fastening	2 ... 24	5.08	12 IEC 10 UL (B) 10 UL (D)	320 IEC 250 UL (B) 300 UL (D)	0°




















Direct plug-in block, screw connection with tension sleeve, female

 Web code: #0784	Product range	Notes	No. of pos.	Pitch	Current ¹ (A)	Voltage ^{1,2} (V)	Connection direction
	MSTBU 2,5/...-STD	With screw connection for direct fastening	2 ... 24	5.08	12 IEC	320 IEC	0°

¹ For more information on UL Use groups A – F, see page 17

² IEC rated insulation voltage with overvoltage category III/pollution degree 2

Direct plug-in block, screw connection with tension sleeve, male							
 Web code: #0785	Product range	Notes	No. of pos.	Pitch	Current ¹ (A)	Voltage ^{1,2} (V)	Connection direction
	MVSTBU 2,5/...-GB MVSTBU 2,5/...-GFB	Without flange With threaded flange	2 ...20	5.08	12 IEC 12 UL (B) 10 UL (D)	320 IEC 250 UL (B) 300 UL (D)	0°
DIN rail connectors: screw connection with tension sleeve, female							
 Web code: #0787	Product range	Notes	No. of pos.	Pitch	Current ¹ (A)	Voltage ^{1,2} (V)	Connection direction
	UMSTBVK 2,5/...-ST UMSTBVK 2,5/...-STF	For mounting on NS 32 and NS 35 Without flange With screw flange	5 ...16	5.08	12 IEC 12 UL (B) 10 UL (D)	320 IEC 250 UL (B) 300 UL (D)	0°
DIN rail connectors: screw connection with tension sleeve, male							
 Web code: #0788	Product range	Notes	No. of pos.	Pitch	Current ¹ (A)	Voltage ^{1,2} (V)	Connection direction
	MSTBHK 2,5/...-G	For mounting on NS 15	10	5.0/5.08	12 IEC 12 UL (B) 10 UL (D)	320 IEC 250 UL (B) 300 UL (D)	0°
	UMSTBHK 2,5/...-G	For mounting on NS 32 and NS 35	10	5.0	12 IEC 12 UL (B) 10 UL (D)	320 IEC 250 UL (B) 300 UL (D)	0°
	MSTBVK 2,5/...-G MSTBVK 2,5/...-GF	For mounting on NS 15 Without flange With threaded flange	2 ...24 2 ...20	5.08	12 IEC 12 UL (B) 10 UL (D)	320 IEC 250 UL (B) 300 UL (D)	0°
	UMSTBVK 2,5/...-G UMSTBVK 2,5/...-GF	For mounting on NS 32 and NS 35 Without flange With threaded flange	2 ...24 2 ...20	5.08	12 IEC 12 UL (B) 10 UL (D)	320 IEC 250 UL (B) 300 UL (D)	0°
Headers: THR soldering, male							
 Web code: #0789	Product range	Notes	No. of pos.	Pitch	Current ¹ (A)	Voltage ^{1,2} (V)	Connection direction
	CCA 2,5/...-G CC 2,5/...-GF CCA 2,5/...-G-RN CC 2,5/...-GF-LR	Without flange With threaded flange With snap-in latch With Lock and Release latching	2 ...24 2 ...12 2 ...12 2 ...24	5.0/5.08 5.08 5.08 5.0/5.08	12 IEC 16 UL (B) 10 UL (D)	320 IEC 300 UL (B) 300 UL (D)	0°
	CCVA 2,5/...-G CCV 2,5/...-GF CCVA 2,5/...-G-RN CCV 2,5/...-GF-LR	Without flange With threaded flange With snap-in latch With Lock and Release latching	2 ...24 2 ...12 2 ...12 2 ...24	5.0/5.08 5.08 5.08 5.0/5.08	12 IEC 16 UL (B) 10 UL (D)	320 IEC 300 UL (B) 300 UL (D)	90°
	CCDN 2,5/...-G1-THR CCDN 2,5/...-G1F-THR	Without flange With threaded flange	2 ...18	5.0/5.08	12 IEC 10 UL (B, D)	400 IEC 300 UL (B, D)	0°
	MSTBO 2,5/...-G1R-THR MSTBO 2,5/...-G1L-THR	Right version Left version	2 ...4	5.0	16 IEC 16 UL (B) 10 UL (D)	400 IEC 300 UL (B) 300 UL (D)	0°
Headers: wave soldering, male							
 Web code: #0790	Product range	Notes	No. of pos.	Pitch	Current ¹ (A)	Voltage ^{1,2} (V)	Connection direction
	MSTBO 2,5/...-GR MSTBO 2,5/...-GL	Right version Left version	3 ...8	5.08	8 IEC 8 UL (B) 8 UL (D)	320 IEC 250 UL (B) 300 UL (D)	0°







 Web code: #0790	Product range	Notes	No. of pos.	Pitch	Current ¹ (A)	Voltage ^{1 2} (V)	Connection direction
	MSTB 2,5/...-G	Without side panel	2 ... 24	5.0/5.08	12 IEC 15 UL (B) 10 UL (D)	320 IEC 300 UL (B) 300 UL (D)	0°
	MSTBV 2,5/...-G	Without side panel	2 ... 24	5.0/5.08	12 IEC 12 UL (B) 10 UL (D)	320 IEC 300 UL (B) 300 UL (D)	90°
	MSTBA 2,5/...-G MSTB 2,5/...-GF MSTBA 2,5/...-G-RN MSTBA 2,5/...-G-LR	Without flange With threaded flange With snap-in latch With Lock and Release latching	2 ... 24 2 ... 24 2 ... 20 2 ... 20	5.0/5.08 5.0/5.08 5.0/5.08 5.08	12 IEC 15 UL (B) 10 UL (D)	320 IEC 300 UL (B) 300 UL (D)	0°
	MSTBVA 2,5/...-G MSTBV 2,5/...-GF MSTBVA 2,5/...-G-RN MSTBVA 2,5/...-G-LR	Without flange With threaded flange With snap-in latch With Lock and Release latching	2 ... 24 2 ... 24 2 ... 20 2 ... 20	5.0/5.08 5.0/5.08 5.0/5.08 5.08	12 IEC 12 UL (B) 10 UL (D)	320 IEC 300 UL (B) 300 UL (D)	90°
	MSTB 2,5/...-GF-EX MSTBA 2,5/...-G-RN-EX MSTBA 2,5/...-G-LR-EX	With threaded flange With snap-in latch With Lock and Release latching	2 ... 12 2 ... 12 On request	5.08	12 IEC	176 IEC	0°
	MSTBV 2,5/...-GF-EX MSTBVA 2,5/...-G-RN-EX	With threaded flange With snap-in latch	2 ... 12	5.08	12 IEC	176 IEC	90°
	SMSTB 2,5/...-G	Angled without side panel	2 ... 24	5.0/5.08	12 IEC 15 UL (B) 10 UL (D)	320 IEC 300 UL (B) 300 UL (D)	45°
	SMSTBA 2,5/...-G	Angled with side panel	2 ... 24	5.0/5.08	12 IEC 15 UL (B) 10 UL (D)	320 IEC 300 UL (B) 300 UL (D)	45°
 Web code: #0790	Product range	Notes	No. of pos.	Pitch	Current ¹ (A)	Voltage ^{1 2} (V)	Connection direction
	MSTBW 2,5/...-G	Without side panel with stand-off	2 ... 24	5.0/5.08	12 IEC 15 UL (B) 10 UL (D)	320 IEC 300 UL (B) 300 UL (D)	0°
	MSTBV 2,5/...-GEH	With release aid	2 ... 20	5.08	12 IEC 12 UL (B) 10 UL (D)	320 IEC 300 UL (B) 300 UL (D)	90°
	MSTBO 2,5/...-G1R MSTBO 2,5/...-G1L	Right version Left version	2 ... 4	5.0	16 IEC 16 UL (B) 10 UL (D)	320 IEC 300 UL (B) 300 UL (D)	0°
	MSTBO 2,5/...-G1PR MSTBO 2,5/...-G1PL	Right version Left version	2 ... 4	5.0	16 IEC 15 UL (B) 10 UL (D)	320 IEC 300 UL (B) 300 UL (D)	0°
	MDSTB 2,5/...-G	Without side panel	2 ... 12	5.0/5.08	10 IEC 15 UL (B) 10 UL (D)	320 IEC 300 UL (B) 300 UL (D)	0°
	MDSTBV 2,5/...-G	Without side panel	2 ... 12	5.0/5.08	10 IEC 12 UL (B) 10 UL (D)	320 IEC 300 UL (B) 300 UL (D)	90°
	MDSTBA 2,5/...-G MDSTB 2,5/...-GF	Without flange With threaded flange	2 ... 12	5.0/5.08	10 IEC 15 UL (B) 10 UL (D)	320 IEC 300 UL (B) 300 UL (D)	0°
	MDSTBVA 2,5/...-G MDSTBV 2,5/...-GF	Without flange With threaded flange	2 ... 12	5.0/5.08	10 IEC 12 UL (B) 10 UL (D)	320 IEC 300 UL (B) 300 UL (D)	90°
	MDSTBW 2,5/...-G	Without side panel With stand-off	2 ... 12	5.0/5.08	10 IEC 15 UL (B) 10 UL (D)	320 IEC 300 UL (B) 300 UL (D)	0°

¹ For more information on UL Use groups A – F, see page 17

² IEC rated insulation voltage with overvoltage category III/pollution degree 2









Headers: wave soldering, male							
 Web code: #0790	Product range	Notes	No. of pos.	Pitch	Current ¹ (A)	Voltage ^{1,2} (V)	Connection direction
	MDSTB 2,5/...-G1	-	2 ...20	5.0/5.08	10 IEC 15 UL (B) 10 UL (D)	320 IEC 300 UL (B) 300 UL (D)	0°
	MDSTBV 2,5/...-G1	-	2 ...20	5.0/5.08	10 IEC 12 UL (B) 10 UL (D)	320 IEC 300 UL (B) 300 UL (D)	90°
	GMSTB 2,5/...-G	Without side panel	2 ...12	7.5/7.62	12 IEC 15 UL (B) 10 UL (D)	320 IEC 300 UL (B) 300 UL (D)	0°
	GMSTBV 2,5/...-G	Without side panel	2 ...12	7.5/7.62	12 IEC 15 UL (B) 10 UL (D)	320 IEC 300 UL (B) 300 UL (D)	90°
	GMSTBA 2,5/...-G GMSTBA 2,5/...-GF	Without flange With threaded flange	2 ...12	7.5/7.62 7.62	12 IEC 15 UL (B) 10 UL (D)	320 IEC 300 UL (B) 300 UL (D)	0°
	GMSTBVA 2,5/...-G GMSTBVA 2,5/...-GF	Without flange With threaded flange	2 ...12	7.5/7.62 7.62	12 IEC 15 UL (B) 10 UL (D)	320 IEC 300 UL (B) 300 UL (D)	90°
 	GMSTB 2,5/...-GF-EX	With threaded flange	2 ...12	7.62	12 IEC	352 IEC	0°
 	GMSTBV 2,5/...-GF-EX	With threaded flange	2 ...12	7.62	12 IEC	352 IEC	90°
Inverted headers: wave soldering, female							
 Web code: #0791	Product range	Notes	No. of pos.	Pitch	Current ¹ (A)	Voltage ^{1,2} (V)	Connection direction
	IC 2,5/...-G IC 2,5/...-GF	Without flange With threaded flange	2 ...24 2 ...20	5.08	12 IEC 12 UL (B) 10 UL (D)	320 IEC 250 UL (B) 300 UL (D)	0°
	ICV 2,5/...-G ICV 2,5/...-GF	Without flange With threaded flange	2 ...24 2 ...20	5.08	12 IEC 12 UL (B) 10 UL (D)	320 IEC 250 UL (B) 300 UL (D)	90°
 	IC 2,5/...-GF-EX	With threaded flange	2 ...12	5.08	12 IEC	176 IEC	0°
 	ICV 2,5/...-GF-EX	With threaded flange	2 ...12	5.08	12 IEC	176 IEC	90°
	GIC 2,5/...-G GIC 2,5/...-GF	Without flange With threaded flange	2 ...12	7.62	12 IEC 12 UL (B) 10 UL (D)	630 IEC 250 UL (B) 300 UL (D)	0°
	GICV 2,5/...-G GICV 2,5/...-GF	Without flange With threaded flange	2 ...12	7.62	12 IEC 12 UL (B) 10 UL (D)	630 IEC 250 UL (B) 300 UL (D)	90°

Feed-through connectors: screw connection with tension sleeve

 Web code: #2333	Product range	Notes	No. of pos.	Pitch	Current ¹ (A)	Voltage ^{1,2} (V)	Connection direction
	DFK-MSTB 2,5/...-STF-LR	With threaded flange and Lock and Release latching	2 ... 16	5.08	12 IEC 12 UL (B) 10 UL (D)	320 IEC 250 UL (B) 300 UL (D)	0°
Feed-through connectors, male							
 Web code: #0793	Product range	Notes	No. of pos.	Pitch	Current ¹ (A)	Voltage ^{1,2} (V)	Connection direction
	DFK-MSTB 2,5/...-G DFK-MSTB 2,5/...-GF	Without flange With threaded flange	2 ... 16	5.0/5.08	12 IEC 15 UL (B) 10 UL (D)	320 IEC 300 UL (B) 300 UL (D)	0°
	DFK-MSTBA 2,5/...-G DFK-MSTBA 2,5/...-GF	Without flange With threaded flange	2 ... 16	5.08	12 IEC 15 UL (B) 10 UL (D)	320 IEC 300 UL (B) 300 UL (D)	0°
	DFK-MSTBVA 2,5/...-G DFK-MSTBVA 2,5/...-GF	Without flange With threaded flange	2 ... 16	5.08	12 IEC 12 UL (B) 12 UL (D)	320 IEC 300 UL (B) 150 UL (D)	90°


















PCB connectors for conductor cross sections up to 2.5 mm² (AWG 14) of the HC series

Connectors: screw connection with tension sleeve, female

 Web code: #0794	Product range	Notes	No. of pos.	Pitch	Current ¹ (A)	Voltage ^{1,2} (V)	Connection direction
	MSTB 2,5 HC/...-ST MSTB 2,5 HC/...-STF	Without flange With screw flange	2 ... 12	5.0/5.08	16 (IEC) 16 UL (B) 10 UL (D) 15 UL (D)	320 (IEC) 300 UL (B) 300 UL (D) 150 UL (D)	0°
	MSTBT 2,5 HC/...-ST	Contact area moved to the top	2 ... 12	5.0	16 (IEC) 16 UL (B) 10 UL (D) 15 UL (D)	320 (IEC) 300 UL (B) 300 UL (D) 150 UL (D)	0°
	MVSTBR 2,5 HC/...-ST MVSTBR 2,5 HC/...-STF	Conductor entry facing the coded side Without flange With screw flange	2 ... 12	5.0/5.08	16 IEC 16 UL (B)	320 IEC 300 UL (B)	90°
	MVSTBW 2,5 HC/...-ST MVSTBW 2,5 HC/...-STF	Conductor entry facing the rippled side Without flange With screw flange	2 ... 12	5.0/5.08	16 IEC 16 UL (B)	320 IEC 300 UL (B)	-90°
	GMSTB 2,5 HCV/...-ST GMSTB 2,5 HCV/...-ST-LR	Without flange With Lock and Release latching	2 ... 12	7.62	16 IEC 20 UL (B, C)	1000 IEC 600 UL (B, C)	0°
	GMVSTBW 2,5 HV/...-ST	Conductor entry facing the rippled side	2 ... 4	7.62	12 IEC 15 UL (B, C)	630 IEC 600 UL (B, C)	-90°
	GMVSTBR 2,5 HV/...-ST	Conductor entry facing the coded side	2 ... 4	7.62	12 IEC 15 UL (B, C)	630 IEC 600 UL (B, C)	90°



¹ For more information on UL Use groups A – F, see page 17

² IEC rated insulation voltage with overvoltage category III/pollution degree 2



Inverted connectors: screw connection with tension sleeve, male							
 Web code: #0795	Product range	Notes	No. of pos.	Pitch	Current ¹ (A)	Voltage ^{1,2} (V)	Connection direction
	GIC 2,5 HCV/...-ST	-	2 ...12	7.62	16 IEC 16 UL (B, C)	1000 IEC 600 UL (B, C)	0°
Connectors: Push-in spring connection, female							
 Web code: #0796	Product range	Notes	No. of pos.	Pitch	Current ¹ (A)	Voltage ^{1,2} (V)	Connection direction
	FKC 2,5 HC/...-ST FKC 2,5 HC/...-STF	Without flange With screw flange	2 ...12	5.0/5.08	16 IEC 16 UL (B)	320 IEC 300 UL (B)	0°
	GFKC 2,5 HC/...-ST	-	3 ...6	7.62	16 IEC	630 IEC	0°
Inverted connectors: Push-in spring connection, male							
 Web code: #0797	Product range	Notes	No. of pos.	Pitch	Current ¹ (A)	Voltage ^{1,2} (V)	Connection direction
	FKIC 2,5 HC/...-ST FKIC 2,5 HC/...-STF	Without flange With screw flange	2 ...12	5.08	16 IEC 16 UL (B)	320 IEC 300 UL (B)	0°
Headers: wave soldering, male							
 Web code: #0798	Product range	Notes	No. of pos.	Pitch	Current ¹ (A)	Voltage ^{1,2} (V)	Connection direction
	MSTBA 2,5 HC/...-G MSTB 2,5 HC/...-GF	Without flange With threaded flange	2 ...12	5.0/5.08	16 IEC 16 UL (B)	320 IEC 300 UL (B)	0°
	MSTBVA 2,5 HC/...-G MSTBV 2,5 HC/...-GF	Without flange With threaded flange	2 ...12	5.0/5.08	16 IEC 16 UL (B)	320 IEC 300 UL (B)	90°
	GMSTBA 2,5 HC/...-G GMSTBA 2,5 HC/...-G-LR	Without flange With Lock and Release latching	2 ...12	7.62	16 IEC 20 UL (B, F) 10 UL (D)	600 IEC 300 UL (B, F) 300 UL (D)	0°
	GMSTBVA 2,5 HC/...-G GMSTBVA 2,5 HC/...-G-LR	Without flange With Lock and Release latching	2 ...12	7.62	16 IEC 20 UL (B, F) 10 UL (D)	630 IEC 300 UL (B, F) 300 UL (D)	90°
Inverted headers: wave soldering, female							
 Web code: #0799	Product range	Notes	No. of pos.	Pitch	Current ¹ (A)	Voltage ^{1,2} (V)	Connection direction
	IC 2,5 HC/...-G IC 2,5 HC/...-GF	Without flange With threaded flange	2 ...12	5.08	16 IEC 16 UL (B) 10 UL (D)	320 IEC 250 UL (B) 300 UL (D))	0°
	ICV 2,5 HC/...-G ICV 2,5 HC/...-GF	Without flange With threaded flange	2 ...12	5.08	16 IEC 16 UL (B) 10 UL (D)	320 IEC 250 UL (B) 300 UL (D)	90°
	GIC 2,5 HC/...-G	-	2 ...12	7.62	16 IEC 16 UL (B) 10 UL (D)	630 IEC 250 UL (B) 300 UL (D)	0°
	GICV 2,5 HC/...-G	-	2 ...12	7.62	16 IEC 16 UL (B) 10 UL (D)	630 IEC 250 UL (B) 300 UL (D)	90°

PCB connectors for conductor cross sections up to 4 mm² (AWG 12)




Connectors: screw connection with tension sleeve, female

 Web code: #0800	Product range	Notes	No. of pos.	Pitch	Current ¹ (A)	Voltage ^{1 2} (V)	Connection direction
	PC 4/...-ST PC 4/...-STF	Without flange With screw flange	2 ... 12	7.62	20 IEC 20 UL (B, C)	630 IEC 300 UL (B, C)	0°



Connectors: crimp connection, female

 Web code: #0801	Product range	Notes	No. of pos.	Pitch	Current ¹ (A)	Voltage ^{1 2} (V)	Connection direction
	PCC 4/...-ST	For crimp contacts STG-MTN 0,5 ... 1,0 and STG-MTN 1,5 ... 2,5	2 ... 12	7.62	20 IEC 10 UL (B, C)	1000 IEC 600 UL (B, C)	0°



Headers: wave soldering, male

 Web code: #0802	Product range	Notes	No. of pos.	Pitch	Current ¹ (A)	Voltage ^{1 2} (V)	Connection direction
	PC 4/...-G	-	2 ... 12	7.62	20 IEC 20 UL (B, C)	630 IEC 300 UL (B, C)	0°
	PCV 4/...-G	-	2 ... 12	7.62	20 IEC 20 UL (B, C)	630 IEC 300 UL (B, C)	90°




Feed-through connectors: screw connection with tension sleeve, male

 Web code: #0803	Product range	Notes	No. of pos.	Pitch	Current ¹ (A)	Voltage ^{1 2} (V)	Connection direction
	DFK-PC 4/...-GF	-	2 ... 12	7.62	20 IEC 35 UL (B, C)	630 IEC 300 UL (B, C)	0°

Feed-through connectors, spade connection, male

 Web code: #0804	Product range	Notes	No. of pos.	Pitch	Current ¹ (A)	Voltage ^{1 2} (V)	Connection direction
	DFK-PC 4/...-G -FS4,8	-	2 ... 12	7.62	15 IEC 20 UL (B, C)	400 IEC 300 UL (B, C)	0°

DIN rail connectors: screw connection with tension sleeve, male




 Web code: #0805	Product range	Notes	No. of pos.	Pitch	Current ¹ (A)	Voltage ^{1 2} (V)	Connection direction
	PCVK 4	For mounting on NS 15	1-pos. alignable	7.62	20 IEC 20 UL (B, C)	630 IEC 300 UL (B, C)	0°
	UPCV3K 4	With three connector outlets for mounting on NS 32 and 35	1-pos. alignable	7.62	20 IEC 20 UL (B, C)	1000 IEC 300 UL (B, C)	0°

¹ For more information on UL Use groups A – F, see page 17




² IEC rated insulation voltage with overvoltage category III/pollution degree 2

PCB connectors for conductor cross sections up to 6 mm² (AWG 10)





Connectors: screw connection with tension sleeve, female

 Web code: #0806	Product range	Notes	No. of pos.	Pitch	Current ¹ (A)	Voltage ^{1,2} (V)	Connection direction
	PC 5/...-ST1 PC 5/...-STF1-SH PC 5/...-STCL1	Without flange With screw flange With Click and Lock latching	2 ... 12	7.62	41 IEC 41 UL (B, C)	1000 IEC 600 UL (B, C)	0°
	PC 5/...-STF1-SH	With screw flange and shield	2 ... 4	7.62	41 IEC 41 UL (B, C)	1000 IEC 600 UL (B, C)	0°



Inverted connectors: screw connection with tension sleeve, male

 Web code: #0807	Product range	Notes	No. of pos.	Pitch	Current ¹ (A)	Voltage ^{1,2} (V)	Connection direction
	IPC 5/...-ST IPC 5/...-STF IPC 5/...-STGCL	Without flange With screw flange With Click and Lock latching	2 ... 12	7.62	41 IEC 41 UL (B, C)	1000 IEC 600 UL (B, C)	0°
	IPC 5/...-STF-SH	With screw flange and shield	4	7.62	41 IEC 41 UL (B, C)	1000 IEC 600 UL (B, C)	0°





Connectors: Push-in spring connection, female

 Web code: #0808	Product range	Notes	No. of pos.	Pitch	Current ¹ (A)	Voltage ^{1,2} (V)	Connection direction
	SPC 5/...-ST SPC 5/...-STF SPC 5/...-STCL	Without flange With screw flange With Click and Lock latching	2 ... 12	7.62	41 IEC 35 UL (B, C)	1000 IEC 600 UL (B, C)	0°
	SPC 5/...-STF-SH	With screw flange and shield	4	7.62	41 IEC 35 UL (B, C)	1000 IEC 600 UL (B, C)	0°
	TSPC 5/...-ST TSPC 5/...-STF TSPC 5/...-STCL	TWIN design Without flange With screw flange With Click and Lock latching	2 ... 12	7.62	41 IEC 31 UL (B, C)	1000 IEC 600 UL (B, C)	0°





Inverted connectors: Push-in spring connection, male

 Web code: #0809	Product range	Notes	No. of pos.	Pitch	Current ¹ (A)	Voltage ^{1,2} (V)	Connection direction
	ISPC 5/...-STGCL ISPC 5/...-STF	With Click and Lock latching With screw flange	2 ... 12	7.62	41 IEC 35 UL (B, C)	1000 IEC 600 UL (B, C)	0°



Headers: wave soldering, male

 Web code: #0810	Product range	Notes	No. of pos.	Pitch	Current ¹ (A)	Voltage ^{1,2} (V)	Connection direction
	PC 5/...-G PC 5/...-GF PC 5/...-GSF	Without flange (Click and Lock) With threaded flange With additional solder pin	2 ... 12	7.62	41 IEC 41 UL (B, C)	630 IEC 150 UL (C)	0°
	PC 5/...-GU PC 5/...-GFU	Without flange (Click and Lock) With threaded flange	2 ... 12	7.62	41 IEC 41 UL (B, C)	630 IEC 150 UL (C)	180°
	PCV 5/...-G PCV 5/...-GF	Without flange (Click and Lock) With threaded flange	2 ... 12	7.62	41 IEC 41 UL (B, C)	630 IEC 150 UL (C)	90°





Inverted headers: wave soldering, female

 Web code: #0811	Product range	Notes	No. of pos.	Pitch	Current ¹ (A)	Voltage ^{1,2} (V)	Connection direction
	IPC 5/...-G IPC 5/...-GF	Without flange With threaded flange	2 ... 12	7.62	41 IEC 41 UL (B, C)	630 IEC 300 UL (B, C)	0°
	IPC 5/...-GU IPC 5/...-GFU	Without flange With threaded flange	2 ... 12	7.62	41 IEC 41 UL (B, C)	630 IEC 300 UL (B, C)	180°
	IPCV 5/...-G IPCV 5/...-GF	Without flange With threaded flange	2 ... 12	7.62	41 IEC 41 UL (B, C)	630 IEC 300 UL (B, C)	90°

Feed-through connectors: screw connection, male



 Web code: #0812	Product range	Notes	No. of pos.	Pitch	Current ¹ (A)	Voltage ^{1,2} (V)	Connection direction
	DFK-PC 5/...-ST DFK-PC 5/...-STF DFK-PC 5/...-STF-SH	Without flange (Click and Lock) With threaded flange and shield connection With threaded flange and shield feed-through	2 ... 12	7.62	41 IEC 41 UL (B, C)	1000 IEC 600 UL (B, C)	0°

Feed-through headers: wave soldering, male



 Web code: #0813	Product range	Notes	No. of pos.	Pitch	Current ¹ (A)	Voltage ^{1,2} (V)	Connection direction
	DFK-PC 5/...-G DFK-PC 5/...-GF DFK-PC 5/...-GF-SH	Without flange (Click and Lock) With threaded flange and shield connection With threaded flange and shield feed-through	2 ... 12	7.62	41 IEC 41 UL (C)	1000 IEC 150 UL (C)	0°
	DFK-PC 5/...-GU DFK-PC 5/...-GFU DFK-PC 5/...-GFU-SH	Without flange (Click and Lock) With threaded flange and shield connection With threaded flange and shield feed-through	2 ... 12	7.62	41 IEC 41 UL (C)	1000 IEC 150 UL (C)	180°
	DFK-PCV 5/...-G DFK-PCV 5/...-GF	Without flange (Click and Lock) With threaded flange and shield connection	2 ... 12	7.62	41 IEC 41 UL (C)	1000 IEC 150 UL (C)	90°

PCB connectors for conductor cross sections up to 10 mm² (AWG 8)

Connectors: Push-in spring connection with lever actuation, female









 Web code: #1677	Product range	Notes	No. of pos.	Pitch	Current ¹ (A)	Voltage ^{1,2} (V)	Connection direction
	LPC 6/...-ST LPC 6/...-STL	Without flange With middle flange	2 ... 6	7.62	41 IEC 35 UL (B,C,F)	1000 IEC 600 UL (B,C,F)	0°







Connectors: insulation displacement connection technology, female


















 Web code: #2051	Product range	Notes	No. of pos.	Pitch	Current ¹ (A)	Voltage ^{1,2} (V)	Connection direction
	PC 6/...-ST-BUS	Conductor connection 16 mm ² (H07V2-K)	2 ... 3	7.62	32 IEC 20 UL (B,C)	1000 IEC 600 UL (B,C,F)	90°/-90°

¹ For more information on UL Use groups A – F, see page 17

² IEC rated insulation voltage with overvoltage category III/pollution degree 2















Headers: wave soldering, male							
 Web code: #1678	Product range	Notes	No. of pos.	Pitch	Current ¹ (A)	Voltage ^{1,2} (V)	Connection direction
 New	PC 6/...-G PC 6/...-GL	Without flange With middle flange	2 ... 6	7.62	41 IEC 35 UL (B,C) 35 UL (F)	630 IEC 300 UL (B,C) 600 UL (F)	0°
 New	PC 6/...-GU PC 6/...-GLU	Without flange With middle flange	2 ... 6	7.62	41 IEC 35 UL (B,C) 35 UL (F)	630 IEC 300 UL (B,C) 600 UL (F)	0°
 New	PCV 6/...-G PC 6/...-GL	Without flange With middle flange	2 ... 6	7.62	41 IEC 35 UL (B,C) 35 UL (F)	630 IEC 300 UL (B,C) 600 UL (F)	0°
Connectors: Push-in spring connection with lever actuation, female							
 Web code: #1679	Product range	Notes	No. of pos.	Pitch	Current ¹ (A)	Voltage ^{1,2} (V)	Connection direction
 New	LPCH 6/...-ST LPCH 6/...-STL	Without flange With middle flange	3 ... 5 power (+4 or +6 signal)	7.62 (3.81)	41 (8) IEC 35 (6) UL (B) 35 (6) UL (F)	1000 (160) IEC 600 (300) UL (B) 600 (160) UL (F)	0°
Headers: wave soldering, male							
 Web code: #1680	Product range	Notes	No. of pos.	Pitch	Current ¹ (A)	Voltage ^{1,2} (V)	Connection direction
 New	PCH 6/...-G PCH 6/...-GL	Without flange With middle flange	3 ... 5 power (+4 or +6 signal)	7.62 (3.81)	41 (8) IEC 35 (6) UL (B) 35 (6) UL (F)	630 (160) IEC 300 (300) UL (B) 600 (160) UL (F)	0°

PCB connectors for conductor cross sections up to 16 mm ² (AWG 6)							
Connectors: screw connection with tension sleeve, female							
 Web code: #0814	Product range	Notes	No. of pos.	Pitch	Current ¹ (A)	Voltage ^{1,2} (V)	Connection direction
 New	PC 16/...-ST PC 16/...-STF	Without flange With screw flange	2 ... 9	10.16	76 IEC 55 UL (B, C)	1000 IEC 600 UL (B, C)	0°
 New	PC 16/...-STF-SH	With screw flange and shield	3 ... 4	10.16	76 IEC 55 UL (B, C)	1000 IEC 600 UL (B, C)	0°
 New	TPC 16/...-ST TPC 16/...-STF	TWIN design Without flange With screw flange	2 ... 9	10.16	76 IEC 60 UL (B, C)	1000 IEC 600 UL (B, C)	0°
Inverted connectors: screw connection with tension sleeve, male							
 Web code: #0815	Product range	Notes	No. of pos.	Pitch	Current ¹ (A)	Voltage ^{1,2} (V)	Connection direction
 New	IPC 16/...-ST IPC 16/...-STF	Without flange With screw flange	2 ... 9	10.16	76 IEC 55 UL (B, C)	1000 IEC 600 UL (B, C)	0°

 Web code: #0815	Product range	Notes	No. of pos.	Pitch	Current ¹ (A)	Voltage ^{1,2} (V)	Connection direction
	IPC 16/...-STF-SH	With screw flange and shield	3 ... 4	10.16	76 IEC 55 UL (B, C)	1000 IEC 600 UL (B, C)	0°
	IPC 16/...-STGF	With threaded flange	2 ... 9	10.16	76 IEC 55 UL (B, C)	1000 IEC 600 UL (B, C)	0°
	IPC 16/...-STGF-SH	With threaded flange and shield	4	10.16	76 IEC 55 UL (B, C)	1000 IEC 600 UL (B, C)	0°
Connectors: Push-in spring connection, female							
 Web code: #0816	Product range	Notes	No. of pos.	Pitch	Current ¹ (A)	Voltage ^{1,2} (V)	Connection direction
	SPC 16/...-ST SPC 16/...-STF	Without flange With screw flange	2 ... 9	10.16	76 IEC 66 UL (B, C)	1000 IEC 600 UL (B, C)	0°
	SPC 16/...-STF-SH	With screw flange and shield	4	10.16	76 IEC 66 UL (B, C)	1000 IEC 600 UL (B, C)	0°
Inverted connectors: Push-in spring connection, male							
 Web code: #0817	Product range	Notes	No. of pos.	Pitch	Current ¹ (A)	Voltage ^{1,2} (V)	Connection direction
	ISPC 16/...-ST ISPC 16/...-STF ISPC 16/...-STGF	Without flange With screw flange With threaded flange	2 ... 9	10.16	76 IEC 66 UL (B, C)	1000 IEC 600 UL (B, C)	0°
Headers: wave soldering, male							
 Web code: #0818	Product range	Notes	No. of pos.	Pitch	Current ¹ (A)	Voltage ^{1,2} (V)	Connection direction
	PC 6-16/...-G1 PC 6-16/...-G1F	Without flange With threaded flange	2 ... 9	10.16	76 IEC 66 UL (B, C)	1000 IEC 300 UL (B, C)	0°
	PC 6-16/...-G1U PC 6-16/...-G1FU	Without flange With threaded flange	2 ... 9	10.16	76 IEC 66 UL (B, C)	1000 IEC 300 UL (B, C)	180°
	PCV 6-16/...-G1 PCV 6-16/...-G1F	Without flange With threaded flange	2 ... 9	10.16	76 IEC 66 UL (B, C)	1000 IEC 300 UL (B, C)	90°
Inverted headers: wave soldering, female							
 Web code: #0819	Product range	Notes	No. of pos.	Pitch	Current ¹ (A)	Voltage ^{1,2} (V)	Connection direction
	IPC 16/...-G IPC 16/...-GF	Without flange With threaded flange	2 ... 9	10.16	76 IEC 66 UL (B, C)	1000 IEC 300 UL (B, C)	0°
	IPC 16/...-GU IPC 16/...-GFU	Without flange With threaded flange	2 ... 9	10.16	76 IEC 66 UL (B, C)	1000 IEC 300 UL (B, C)	180°
	IPCV 16/...-G IPCV 16/...-GF	Without flange With threaded flange	2 ... 9	10.16	76 IEC 66 UL (B, C)	1000 IEC 300 UL (B, C)	90°




¹ For more information on UL Use groups A – F, see page 17

² IEC rated insulation voltage with overvoltage category III/pollution degree 2




Feed-through connectors: screw connection, male							
 Web code: #0820	Product range	Notes	No. of pos.	Pitch	Current ¹ (A)	Voltage ^{1,2} (V)	Connection direction
	DFK-PC 16/...-ST DFK-PC 16/...-STF DFK-PC 16/...-STF-SH	Without flange With threaded flange and shield connection With threaded flange and shield feed-through	2 ... 9	10.16	76 IEC 55 UL (B, C)	1000 IEC 600 UL (B, C)	0°
Feed-through connectors: screw connection, female							
 Web code: #0821	Product range	Notes	No. of pos.	Pitch	Current ¹ (A)	Voltage ^{1,2} (V)	Connection direction
	DFK-IPC 16/...-ST DFK-IPC 16/...-STF DFK-IPC 16/...-STF-SH	Without flange With threaded flange and shield connection With threaded flange and shield feed-through	2 ... 9	10.16	76 IEC 55 UL (B, C)	1000 IEC 600 UL (B, C)	0°
Feed-through headers: wave soldering, male							
 Web code: #0822	Product range	Notes	No. of pos.	Pitch	Current ¹ (A)	Voltage ^{1,2} (V)	Connection direction
	DFK-PC 6-16/...-G DFK-PC 6-16/...-GF DFK-PC 6-16/...-GF-SH	Without flange With threaded flange and shield connection With threaded flange and shield feed-through	2 ... 9	10.16	76 IEC 66 UL (B, C)	1000 IEC 300 UL (B, C)	0°
	DFK-PC 6-16/...-GU DFK-PC 6-16/...-GFU DFK-PC 6-16/...-GFU-SH	Without flange With threaded flange and shield connection With threaded flange and shield feed-through	2 ... 9	10.16	76 IEC 66 UL (B, C)	1000 IEC 300 UL (B, C)	180°
	DFK-PCV 6-16/...-G DFK-PCV 6-16/...-GF	Without flange With threaded flange and shield connection	2 ... 9	10.16	76 IEC 66 UL (B, C)	1000 IEC 300 UL (B, C)	90°
Inverted feed-through headers: wave soldering, female							
 Web code: #0823	Product range	Notes	No. of pos.	Pitch	Current ¹ (A)	Voltage ^{1,2} (V)	Connection direction
	DFK-IPC 16/...-G DFK-IPC 16/...-GF DFK-IPC 16/...-GF-SH	Without flange With threaded flange and shield connection With threaded flange and shield feed-through	2 ... 9	10.16	76 IEC 66 UL (B, C)	1000 IEC 300 UL (B, C)	0°
	DFK-IPC 16/...-GU DFK-IPC 16/...-GFU DFK-IPC 16/...-GFU-SH	Without flange With threaded flange and shield connection With threaded flange and shield feed-through	2 ... 9	10.16	76 IEC 66 UL (B, C)	1000 IEC 300 UL (B, C)	180°
	DFK-IPCV 16/...-G DFK-IPCV 16/...-GF	Without flange With threaded flange and shield connection	2 ... 9	10.16	76 IEC 66 UL (B, C)	1000 IEC 300 UL (B, C)	90°
Direct plug-in blocks: screw connection with tension sleeve, female							
 Web code: #0824	Product range	Notes	No. of pos.	Pitch	Current ¹ (A)	Voltage ^{1,2} (V)	Connection direction
	PCU 6/...-STD	Plug-in block for direct fastening	2 ... 9	10.16	41 IEC 50 UL (B, C)	1000 IEC 600 UL (B, C)	0°

PCB connectors for conductor cross sections up to 35 mm² (AWG 2)





Connectors: screw connection with tension sleeve, female

 Web code: #0825	Product range	Notes	No. of pos.	Pitch	Current ¹ (A)	Voltage ^{1,2} (V)	Connection direction
	PC 35 HC/...-STF	With screw flange	2 ... 6	15	125 IEC 115 UL (B, C)	1000 IEC 600 UL (B, C)	0°
	PC 35 HC/...-STF-SH	With screw flange and shield	4	15	125 IEC 115 UL (B, C)	1000 IEC 600 UL (B, C)	0°






Inverted connectors: screw connection, male

 Web code: #0826	Product range	Notes	No. of pos.	Pitch	Current ¹ (A)	Voltage ^{1,2} (V)	Connection direction
	IPC 35 HC/...-STF IPC 35 HC/...-STGF	With screw flange With threaded flange	2 ... 6	15	125 IEC 115 UL (B, C)	1000 IEC 600 UL (B, C)	0°
	IPC 35 HC/...-STF-SH IPC 35 HC/...-STGF-SH	With screw flange and shield With threaded flange and shield	4	15	125 IEC 115 UL (B, C)	1000 IEC 600 UL (B, C)	0°

Headers: wave soldering, male

 Web code: #0827	Product range	Notes	No. of pos.	Pitch	Current ¹ (A)	Voltage ^{1,2} (V)	Connection direction
	PC 35 HC/...-GF	With screw flange	2 ... 6	15	125 IEC 115 UL (B, C)	1000 IEC 600 UL (B, C)	0°
	PC 35 HC/...-GF-SH	With screw flange With shield connection	4	15	125 IEC 115 UL (B, C)	1000 IEC 600 UL (B, C)	0°
	PCV 35 HC/...-GF	With screw flange	2 ... 6	15	125 IEC 115 UL (B, C)	1000 IEC 600 UL (B, C)	90°




Inverted headers: wave soldering, female

 Web code: #0828	Product range	Notes	No. of pos.	Pitch	Current ¹ (A)	Voltage ^{1,2} (V)	Connection direction
	IPC 35 HC/...-GF	With screw flange	2 ... 6	15	125 IEC 115 UL (B, C)	1000 IEC 600 UL (B, C)	0°
	DFK-IPC 35 HC/...-GF	With screw flange With shield connection	2 ... 6	15	125 IEC 115 UL (B, C)	1000 IEC 600 UL (B, C)	0°
	IPCV 35 HC/...-GF	With screw flange	2 ... 6	15	125 IEC 115 UL (B, C)	1000 IEC 600 UL (B, C)	90°
	DFK-IPCV 35 HC/...-GF	With screw flange With shield connection	2 ... 6	15	125 IEC 115 UL (B, C)	1000 IEC 600 UL (B, C)	90°

¹ For more information on UL Use groups A – F, see page 17




² IEC rated insulation voltage with overvoltage category III/pollution degree 2

High-current panel feed-through terminal blocks 4 mm² to 150 mm²



High-current feed-through terminal blocks for conductor cross sections of up to 4 mm ² (AWG 10)							
Screw connection with tension sleeve							
 Web code: #0829	Product name	Connection, interior	Notes	No. of pos.	Current ¹ (A)	Voltage ^{1,2} (V)	Connection direction
	VDFK 4	Solder connection	Fastening with knurled nut or locking wedge	1-pos. alignable	32 IEC 30 UL (C)	1000 IEC 150 UL (C)	0°
	DFK 4	Spade connection	Automatic latching in panel cutout	1-pos. alignable	17.5 IEC 15 UL (B)	1000 IEC 300 UL (B)	90°
	UW 4 UW 4-POT-SCM UW 4-POT-SL	Screw, solder, and spade connection	POT versions suitable for molding	1-pos. alignable	32 IEC 30 UL (B, C)	630 IEC 300 UL (B, C)	0°
	UWV 4	Screw connection	-	1-pos. alignable	32 IEC 30 UL (B, C)	630 IEC 300 UL (B, C)	-90°
Push-in spring connection							
 Web code: #0830	Product name	Connection, interior	Notes	No. of pos.	Current ¹ (A)	Voltage ^{1,2} (V)	Connection direction
	PW(O) 4-POT-SCM PW(O) 4-POT-SL	Spade and solder connection	POT versions suitable for molding, available with and without push button	1-pos. alignable	32 IEC 30 UL (B, C)	1000 IEC 300 UL (B, C)	45°
High-current feed-through terminal blocks for conductor cross sections of up to 10 mm ² (AWG 8)							
Screw connection with tension sleeve							
 Web code: #1230	Product name	Connection, interior	Notes	No. of pos.	Current ¹ (A)	Voltage ^{1,2} (V)	Connection direction
	VDFK 6	Solder connection	Fastening with knurled nut or locking wedge	1-pos. alignable	57 IEC 50 UL (C)	500 IEC 150 UL (C)	0°
	UW 10 UW 10-POT	Screw and solder connection	POT versions suitable for molding	1-pos. alignable	57 IEC 65 UL (B, C)	630 IEC 300 UL (B, C)	0°
	UWV 10 UWV 10-POT	Screw and solder connection	POT versions suitable for molding	1-pos. alignable	57 IEC 65 UL (B, C)	630 IEC 300 UL (B, C)	-90°
TWIN screw connection							
 Web code: #0832	Product name	Connection, interior	Notes	No. of pos.	Current ¹ (A)	Voltage ^{1,2} (V)	Connection direction
	HDFKV 10-TWIN	Screw connection	Double connection	1-pos. alignable	57 IEC 65 UL (C)	1000 IEC 150 UL (C)	+90°/-90°

High-current feed-through terminal blocks for conductor cross sections of up to 16 mm² (AWG 6)



Screw connection with tension sleeve

 Web code: #0833	Product name	Connection, interior	Notes	No. of pos.	Current ¹ (A)	Voltage ^{1,2} (V)	Connection direction
	UW 16 UW 16-POT	Screw and bolt connection	POT versions suitable for molding	1-pos. alignable	76 IEC 85 UL (B, C)	1000 IEC 600 UL (B, C)	0°
	UWV 16 UWV 16-POT	Screw and bolt connection	POT versions suitable for molding	1-pos. alignable	76 IEC 85 UL (B, C)	1000 IEC 600 UL (B, C)	-90°

Push-in spring connection




 Web code: #0834	Product name	Connection, interior	Notes	No. of pos.	Current ¹ (A)	Voltage ^{1,2} (V)	Connection direction
	PWO 16-UW PWO 16-POT	Screw and bolt connection	POT versions suitable for molding	1-pos. alignable	76 IEC 76 UL (B, C)	1000 IEC 600 UL (B, C)	45°

Push-lock spring connection



 Web code: #0835	Product name	Connection, interior	Notes	No. of pos.	Current ¹ (A)	Voltage ^{1,2} (V)	Connection direction
	PLW 16-6	Push-in connection	Mounting with wedge	3 ... 5	41 IEC 40 UL (B, C)	1000 IEC 600 UL (B, C)	0°

High-current feed-through terminal blocks for conductor cross sections up to 35 mm² (AWG 2)

Screw connection with tension sleeve

 Web code: #0837	Product name	Connection, interior	Notes	No. of pos.	Current ¹ (A)	Voltage ^{1,2} (V)	Connection direction
	UW 25 UW 25-POT	Screw and bolt connection	POT versions suitable for molding	1-pos. alignable	101 IEC 112.5 UL (B, C)	1000 IEC 600 UL (B, C)	0°
	UWV 25 UWV 25-POT	Screw and bolt connection	POT versions suitable for molding	1-pos. alignable	101 IEC 112.5 UL (B, C)	1000 IEC 600 UL (B, C)	-90°

TWIN screw connection








 Web code: #0838	Product name	Connection, interior	Notes	No. of pos.	Current ¹ (A)	Voltage ^{1,2} (V)	Connection direction
	HDFKV 25-TWIN	Screw connection	Double connection	1-pos. alignable	101 IEC 115 UL (B, C)	1000 IEC 600 UL (B, C)	+90°/-90°

¹ For more information on UL Use groups A – F, see page 17

² IEC rated insulation voltage with overvoltage category III/pollution degree 2






High-current feed-through terminal blocks for conductor cross sections up to 50 mm² (AWG 1/0)

Screw connection with tension sleeve



 Web code: #0840	Product name	Connection, interior	Notes	No. of pos.	Current ¹ (A)	Voltage ^{1,2} (V)	Connection direction
	HDFK 50 HDFK 50-VP	Screw and bolt connection	VP versions suitable for molding	1-pos. alignable	150 IEC 170 UL (B, C)	1000 IEC 600 UL (B, C)	0°
	HDFKV 50 HDFKV 50-VP	Screw and bolt connection	VP versions suitable for molding	1-pos. alignable	150 IEC 170 UL (B, C)	1000 IEC 600 UL (B, C)	-90°
New 	UW 50/S UW 50-POT/S	Screw and bolt connection	POT versions suitable for molding	1-pos. alignable	150 IEC 150 UL (B, C)	1000 IEC 600 UL (B, C)	0°
New 	UWV 50/S UWV 50-POT-S	Screw and bolt connection	POT versions suitable for molding	1-pos. alignable	150 IEC 150 UL (B, C)	1000 IEC 600 UL (B, C)	-90°
T-LOX knee-lever connection							
 Web code: #0841	Product name	Connection, interior	Notes	No. of pos.	Current ¹ (A)	Voltage ^{1,2} (V)	Connection direction
	TW 50	Bolt connection		1...6	150 IEC 150 UL (B,C)	1000 IEC 600 UL (B, C)	0°

High-current feed-through terminal blocks for conductor cross sections up to 95 mm² (AWG 3/0)

Screw connection with tension sleeve

 Web code: #0842	Product name	Connection, interior	Notes	No. of pos.	Current ¹ (A)	Voltage ^{1,2} (V)	Connection direction
	UW 95/S UW 95-F/S UW 95-POT/S UW 95-F-POT/S	Screw and bolt connection	Without flange With flange Molded version without flange Molded version with flange	1-pos. alignable	232 IEC 200 UL (B,C)	1000 IEC 600 UL (B, C)	0°
	UWV 95/S UWV 95-F/S	Screw connection	Without flange With screw flange	1-pos. alignable	232 IEC 200 UL (B,C)	1000 IEC 600 UL (B, C)	-90°
	HDFK 95 HDFK 95-F HDFK 95-F-VP	Screw and bolt connection	Without flange With flange Molded version with flange	1-pos. alignable	232 IEC 230 UL (B, C)	1000 IEC 600 UL (B, C)	0°
	HDFKV 95 HDFKV 95-F	Screw connection	Without flange With flange	1-pos. alignable	232 IEC 230 UL (B, C)	1000 IEC 600 UL (B, C)	-90°

T-LOX knee-lever connection


 Web code: #0843	Product name	Connection, interior	Notes	No. of pos.	Current ¹ (A)	Voltage ^{1,2} (V)	Connection direction
	TW 95	Bolt connection		1...6	232 IEC 230 UL (B, C)	1000 IEC 600 UL (B, C)	0°

¹ For more information on UL Use groups A – F, see page 17

² IEC rated insulation voltage with overvoltage category III/pollution degree 2


Customer-specific solutions

Variety has many forms: countless solutions are possible by using different geometries, printings, colors, and individual assemblies. In addition to customer-specific adaptations, Phoenix Contact also develops new products tailored to your individual needs. We provide you with support from the initial idea to development and production and culminating in quality assurance.





PCB terminal blocks and PCB connectors

Color options
PCB terminal blocks and PCB connectors are available in various colors




Coding
Individually coded connectors and headers prevent mismatching







i Web code:
#1169

Marking
Individual marking of connection components



Customer-specific innovation
A solution tailored to your individual requirements






Color options

Phoenix Contact offers PCB terminal blocks and PCB connectors in the colors green, black, and light gray in accordance with standard conditions. In addition, gray versions for connectors and blue versions for PCB terminal blocks are also available. Other colors are available on request.



Marking

Phoenix Contact offers different printing techniques and directions for marking individual connection components. Black product housings are printed in white and all other colors in black. Complex printing on request.



Coding

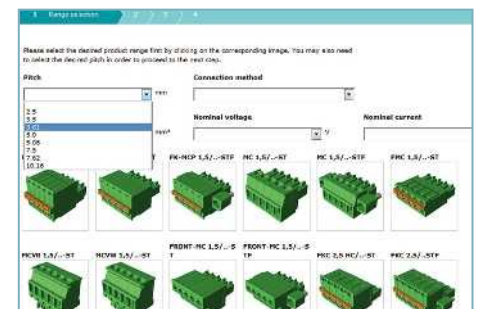
To avoid mismatching, Phoenix Contact offers coded connectors and headers. They are coded either by using a coding profile, code rider, or a coding pin, or by removing the so-called coding tap.

Configure device connections intuitively online

Our modern online configurator for PCB terminal blocks, PCB connectors, and PCB headers supports you in the process of creating a solution tailored to your individual requirements. Thanks to simple filter menus, 2D and 3D product images as well as intuitive user interfaces, you can configure the product you need by making just a few entries. The configurator provides you with countless combination possibilities. Over 15,000 product versions from more than 620 product ranges are available immediately. We will prepare a non-binding quote for your individual configuration within three working days.

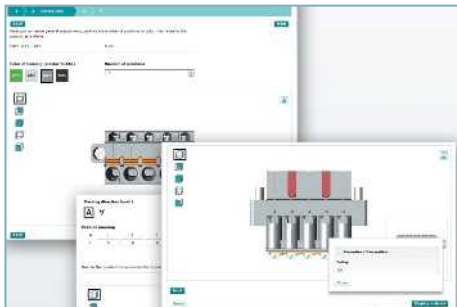


i Web code:
#0509



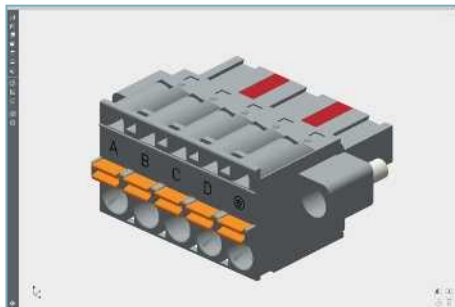
1 Select product type

Define the technical properties, such as the connection method or number of positions, as required and select an appropriate PCB terminal block, PCB connector or header.



2. Customize the product

Specify the product color, printing, and coding of your individual solution.



3. Download the CAD data

Download design data in 2D and 3D format so you can use it directly in your CAD software.



4. Request a quote

Send us your request directly from within the online configurator. We will prepare a non-binding quote for your individual configuration within three working days.

Open communication with customers and partners worldwide

Phoenix Contact is a global market leader based in Germany. We are known for producing future-oriented components, systems, and solutions in the fields of electrical engineering, electronics, and automation. With a global network reaching across more than 100 countries with over 17,400 employees, we maintain close relationships with our customers, something we believe is essential for success.

Our wide variety of innovative products makes it easy for our customers to implement the latest technology in a variety of applications and industries. We focus on developing the fields of energy, infrastructure, process, and factory automation.



You can find our complete product range at:
phoenixcontact.com

PHOENIX CONTACT GmbH & Co. KG
Flachmarktstraße 8
32825 Blomberg, Germany
Phone: +49 52 35 3-00
Fax: +49 52 35 3-4 12 00
E-mail: info@phoenixcontact.com
phoenixcontact.com